




2019

S U M M E R / F A L L
P R O M O P A C K



Special Offers for Milling, Drilling, Turning, Grooving and Reaming Solutions...



SALES@LLOYDGAGE.COM ■ LLOYDGAGE.COM

1-800-486-4243



VALID THROUGH
December 31, 2019

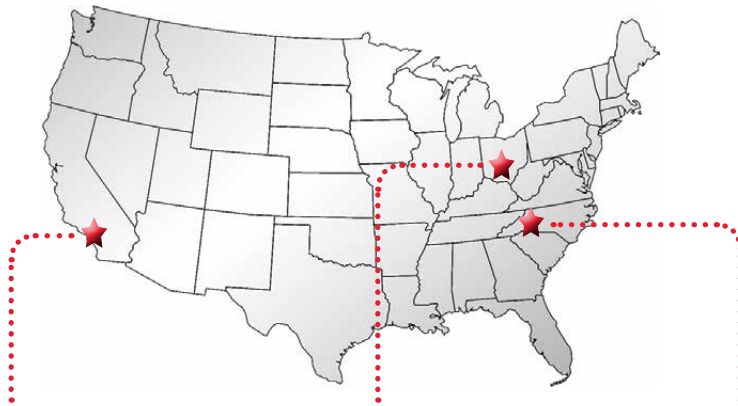
KPTI Company Overview

Established in April 2014, KPTI unifies two of the world's leading cutting tool manufacturers, Kyocera Tycom Corporation (KTC) and the Cutting Tool Division of Kyocera Industrial Ceramics Corporation (KICC-CT).

The new company creates a combined enterprise that optimizes the strengths of both organizations and facilitates expansion of Kyocera's overall cutting tool-related business in North America. The new combined entity will unify cutting tool resources to create greater efficiencies while positioning the new organization for continued success.

Customers will benefit from a unified sales and support team offering improved customer service and an expanded portfolio of cutting tool products and solutions for the automotive, aerospace, general machining, medical, power generation, printed circuit board and steel markets.

KPTI North American Operations



Costa Mesa, CA

Wapakoneta, OH

Hendersonville, NC



Administration & Manufacturing

- Administration & Accounting Center
- Micro-Tools Manufacturing
- Printed Circuit Board Drill Manufacturing
- Micro-Tools & PCB Sales & Customer Service Center

Steel Tool Holder Manufacturing

- Indexable Drills
- Milling End Mills & Face Mills
- Boring Bars
- Turning and Grooving Holders
- API Ring Groovers

Sales, Tech Center & Marketing

- North American Tech Center
- North American Sales, Marketing & Customer Service Center

KPTI

Manufactured Products



Steel Toolholders for Milling, Turning, Grooving, Threading and Drilling Metal



Indexable metal cutting inserts made of carbide, ceramic, cermet, Cubic Boron Nitride, and Polycrystalline diamond



Solid carbide cutting tools for tight tolerance and micro-diameter metal cutting applications

KPTI Markets Served



Automotive



Aerospace



Medical



Printed Circuit Board



Power Generation

All 2019 Summer / Fall Offers Valid through December 31, 2019

All promotional items are available exclusively through Authorized North American Kyocera Precision Tool Distributors.

Please use specified Promo Code or Kit Part Number when placing orders. To locate a distributor visit www.kyoceraprecisiontools.com/locate. Prices shown valid in U.S. only.

Explore the Many Ways to Save with the Kyocera 2019 Summer / Fall Promo Pack

In 2019 Kyocera Precision Tools, Inc. is offering more ways to advance your productivity while also reducing your tooling costs. With our wide array of indexable and solid round cutting tools, we strive to be your primary source for high-quality, cost-effective solutions for all of your metal cutting needs. Read below for our latest cost-savings opportunities.

To learn more about KPTI, please visit www.kyoceraprecisiontools.com.

High-Feed Milling Solutions

MFH-Micro High Feed Mills	Cost-Efficient Kits Featuring (1) Holder and (10) Inserts	P4
MFH-Mini High Feed Mills	Cost-Efficient Kits Featuring (1) Holder and (10) Inserts	P6
MFH-RAPTOR High Feed Mills	Cost-Efficient Kits Featuring (1) Holder and (10) Inserts	P8

Drilling Solutions

DRV High-Performance Indexable Magic Drills	Cost-Efficient Kits Featuring (1) Drill Body, (10) Inside Inserts and (10) Outside Inserts	P12
DRA Replaceable Tip Magic Drills	Cost-Efficient Kits Featuring (1) Drill Body and (1) Replaceable Drill Tip	P20

Turning Solutions

Hybrid Cermets for Steel Machining	Buy 10 Inserts, Get 10 FREE	P56
Cast Iron Turning Kits featuring CVD Carbide Grade CA310	Cost-Efficient Kits Featuring (1) Holder and (10) Inserts	P60
Steel Turning Kits featuring CVD Carbide Grade CA025P	Cost-Efficient Kits Featuring (1) Holder and (10) Inserts	P62
Stainless Steel Turning Kits featuring CVD Carbide Grade CA6515	Cost-Efficient Kits Featuring (1) Holder and (10) Inserts	P64
HRA Turning Kits featuring PVD Carbide Grade PR015S	Cost-Efficient Kits Featuring (1) Holder and (10) Inserts	P66

Grooving & Cut-Off Solutions

KGD SwitchBlade Style	Buy 30 Inserts, Get a Free SwitchBlade Style Holder	P70
KGD Integral Style	Buy 20 Inserts, Get a Free Integral Style Holder	P71
KGD Integral Style for Small Parts	Buy 20 Inserts, Get a Free Integral Style Holder	P72

Solid Round Tool Solutions

TITAN-AX High-Performance Miniature End Mills	Buy 5 End Mills, Get 1 FREE	P74
MR-SERIES Micro-Reamers	Buy 3 Micro Reamers, Get 1 FREE	P75



Locate a Distributor

Use our *Locate a Distributor* map at:
www.KyoceraPrecisionTools.com/locate

KYOCERA Precision Tools, Inc.

P: 800.823.7284 • F: 828.692.1344 • E: ctsales@kyocera.com
Official Website: www.kyoceraprecisiontools.com • Distributor Website: mykpti.kyocera.com



MFH-RAPTOR MICRO

Smallest Diameter in High Feed Milling Series

Durable Design Aids in Chatter Resistance

Maximum D.O.C. 0.020" with stable high feed machining in a wide range of applications

Replaces Solid End Mills to Reduce Machining Costs


Suppresses chattering and increases milling efficiency

Advanced Coating Technology

MEGACOAT NANO Coating technology increases tool life when machining difficult-to-cut materials



Molded Convex Cutting Edge

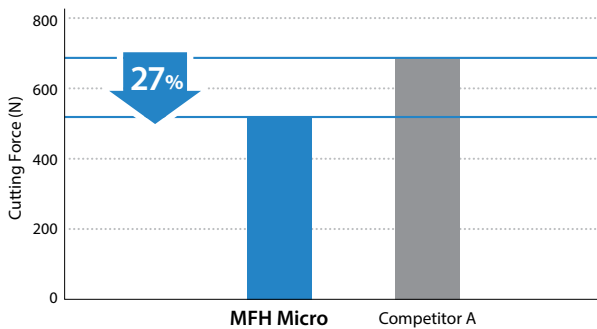


High Precision G Class Insert

1 Stable Machining with Chattering Resistance

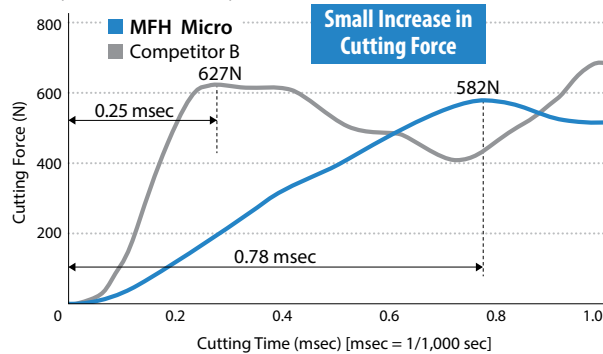
Molded Convex Cutting Edge Controls Initial Impact when Entering the Workpiece

Cutting Force Comparison (In-house Evaluation)



Cutting Conditions: $V_c = 390$ sfm, $f_z = 0.024$ ipt, D.O.C. = 0.016"
Cutter Dia. $\emptyset 0.375$ ", Slotting, Dry Workpiece: 1049

Increase in Cutting Force when Entering Work Piece (In-house Evaluation)



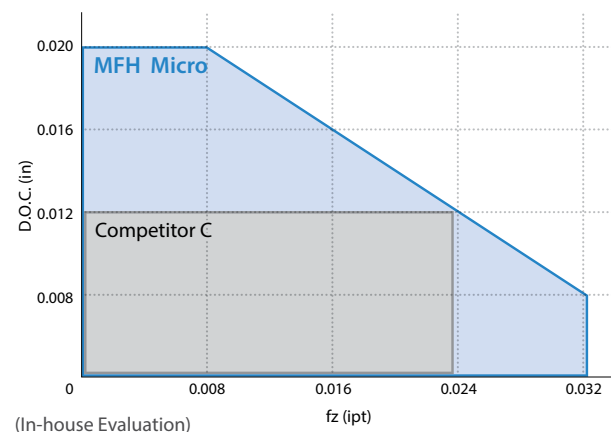
Cutting Conditions: $V_c = 390$ sfm, $f_z = 0.024$ ipt, D.O.C. $\times a_e = 0.016" \times 0.197"$
Cutter Dia. $\emptyset 0.375$ ", Dry Workpiece: 1049

2 Wide Range of Machining Applications

Wide Range of Machining Applications at a Maximum Depth of Cut of 0.020"

Stable Machining Even with Small Machining Centers

Cutting Performance Map (Cutter Dia. $\emptyset 0.375$ ")



(In-house Evaluation)

All 2019 Summer / Fall Offers Valid through December 31, 2019

All promotional items are available exclusively through Authorized North American Kyocera Precision Tool Distributors.

Please use specified Promo Code or Kit Part Number when placing orders. To locate a distributor visit www.kyoceraprecisiontools.com/locate. Prices shown valid in U.S. only.

HIGH-FEED MILLING

DRILLING

TURNING

GROOVING & CUT-OFF

SOLID ROUND TOOLS

MEGACOAT NANO
PR1525

First Choice for Carbon Steel and Alloy Steel

MEGACOAT NANO
PR1535

First Choice for Titanium and
Austenitic Stainless Steel

CVD Coated Carbide
CA6535

First Choice For Heat-Resistant Alloys and
Martensitic Stainless Steel


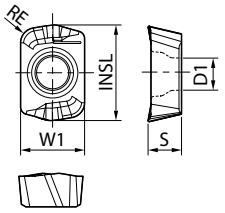


MFH-Micro End Mill Kits

Includes (1) Cutter and (10) Inserts
Choose your Cutter and Insert Grade

Standard Shank (Cylindrical)	Pick 1 Cutter Part Number	Cutting Dia.	No. of Insert Pockets	Insert Part Number See Below	Pick 1 Insert Grade	Kit Part Number (Use when Ordering)	U.S. Kit Price
					MFH 0500-S500-01-3T-3		
					PR1535	MFH0500S500013T3 KIT2	
					CA6535	MFH0500S500013T3 KIT3	
	MFH 0625-S625-01-4T35	0.625"	4	LPGT010210ER-GM	PR1525	MFH0625S625014T35 KIT1	\$220.00
					PR1535	MFH0625S625014T35 KIT2	
					CA6535	MFH0625S625014T35 KIT3	

MFH-RAPTOR Micro Inserts

Usage Classification	P	Carbon Steel / Alloy Steel			★					
		Mold Steel			★					
★ Roughing / 1st Choice ☆ Roughing / 2nd Choice (When hardness is under 45HRC)	M	Austenitic Stainless Steel	★		☆					
		Martensitic Stainless Steel	☆			★				
	S	Heat Resistant Alloy (Ni-base)	☆			★				
Titanium Alloy (Ti-6Al-4V)		★								
Insert	Part Number	Dimensions (in)					MEGACOAT NANO		CVD Coating	
		W1	S	D1	INSL	RE	PR1535	PR1525	CA6535	
 General Purpose		LPGT 010210ER-GM	0.165	0.086	0.083	0.247	0.039	●	●	●

● : Standard Item



MFH-RAPTOR *Mini*

Small Diameter High Feed End Mills & Face Mills

Expanded Lineup

New MFH-Mini face mills now available in 1.500" and 2.000" diameters

Higher Productivity

Double-sided 4-edge inserts will save money and increase productivity

Advanced Coating Technology

MEGACOAT NANO Coating technology increases tool life when machining difficult-to-cut materials



MEGACOAT NANO
PR1525

First Choice for Carbon Steel and Alloy Steel

MEGACOAT NANO
PR1535

First Choice for Titanium and Austenitic Stainless Steel

CVD Coated Carbide
CA6535

First Choice For Heat-Resistant Alloys and Martensitic Stainless Steel



MFH-Mini Face Mill Kits

Includes (1) Cutter and (10) Inserts

Choose your Cutter and Insert Grade

	Pick 1 Cutter Part Number	Cutting Dia.	No. of Insert Pockets	Insert Part Number See Page 7	Pick 1	Kit Part Number (Use when Ordering)	U.S. Kit Price
					Insert Grade		
Face Mills	MFH 1500R-03-5T	1.500"	5	LOGU030310ER-GM	PR1525	MFH1500R035T KIT1	\$350.00
					PR1535	MFH1500R035T KIT2	
					CA6535	MFH1500R035T KIT3	
	MFH 1500R-03-6T	1.500"	6	LOGU030310ER-GM	PR1525	MFH1500R036T KIT1	\$360.00
					PR1535	MFH1500R036T KIT2	
					CA6535	MFH1500R036T KIT3	
	MFH 2000R-03-8T	2.000"	8	LOGU030310ER-GM	PR1525	MFH2000R038T KIT1	\$500.00
					PR1535	MFH2000R038T KIT2	
					CA6535	MFH2000R038T KIT3	

All 2019 Summer / Fall Offers Valid through December 31, 2019

All promotional items are available exclusively through Authorized North American Kyocera Precision Tool Distributors.

Please use specified Promo Code or Kit Part Number when placing orders. To locate a distributor visit www.kyoceraprecisiontools.com/locate. Prices shown valid in U.S. only.


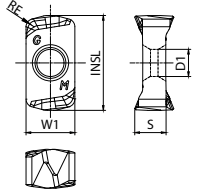


MFH-Mini End Mill Kits

Includes (1) Cutter and (10) Inserts
Choose your Cutter and Insert Grade

	Pick 1 Cutter Part Number	Cutting Dia.	No. of Insert Pockets	Insert Part Number See Below	Pick 1 Insert Grade	Kit Part Number (Use when Ordering)	U.S. Kit Price
End Mills Standard Shank (Weldon)	MFH 0625-W625-03-2T-3	0.625"	2	LOGU030310ER-GM	PR1525	MFH0625W625032T3 KIT1	\$240.00
					PR1535	MFH0625W625032T3 KIT2	
					CA6535	MFH0625W625032T3 KIT3	
	MFH 0750-W750-03-3T-4	0.750"	3	LOGU030310ER-GM	PR1525	MFH0750W750033T4 KIT1	\$280.00
					PR1535	MFH0750W750033T4 KIT2	
					CA6535	MFH0750W750033T4 KIT3	
	MFH 1000-W100-03-4T47	1.000"	4	LOGU030310ER-GM	PR1525	MFH1000W100034T47 KIT1	\$290.00
					PR1535	MFH1000W100034T47 KIT2	
					CA6535	MFH1000W100034T47 KIT3	
	MFH 1000-W100-03-5T47	1.000"	5	LOGU030310ER-GM	PR1525	MFH1000W100035T47 KIT1	\$310.00
					PR1535	MFH1000W100035T47 KIT2	
					CA6535	MFH1000W100035T47 KIT3	
	MFH 1250-W125-03-5T-5	1.250"	5	LOGU030310ER-GM	PR1525	MFH1250W125035T5 KIT1	\$320.00
					PR1535	MFH1250W125035T5 KIT2	
					CA6535	MFH1250W125035T5 KIT3	
	MFH 1250-W125-03-6T-5	1.250"	6	LOGU030310ER-GM	PR1525	MFH1250W125036T5 KIT1	\$330.00
					PR1535	MFH1250W125036T5 KIT2	
					CA6535	MFH1250W125036T5 KIT3	
End Mills Standard Shank (Cylindrical)	MFH 0625-S625-03-2T-6	0.625"	2	LOGU030310ER-GM	PR1525	MFH0625S625032T6 KIT1	\$260.00
					PR1535	MFH0625S625032T6 KIT2	
					CA6535	MFH0625S625032T6 KIT3	
	MFH 0750-S750-03-3T65	0.750"	3	LOGU030310ER-GM	PR1525	MFH0750S750033T65 KIT1	\$290.00
					PR1535	MFH0750S750033T65 KIT2	
					CA6535	MFH0750S750033T65 KIT3	
	MFH 1000-S100-03-4T-7	1.000"	4	LOGU030310ER-GM	PR1525	MFH1000S100034T7 KIT1	\$330.00
					PR1535	MFH1000S100034T7 KIT2	
					CA6535	MFH1000S100034T7 KIT3	
	MFH 1250-S125-03-5T-8	1.250"	5	LOGU030310ER-GM	PR1525	MFH1250S125035T8 KIT1	\$350.00
					PR1535	MFH1250S125035T8 KIT2	
					CA6535	MFH1250S125035T8 KIT3	

MFH-RAPTOR Mini Inserts

Usage Classification	P	Carbon Steel / Alloy Steel					★	★		
		Mold Steel						★		
★ Roughing / 1st Choice ☆ Roughing / 2nd Choice (When hardness is under 45HRC)	M	Austenitic Stainless Steel					★	☆		
		Martensitic Stainless Steel					☆		★	
	S	Heat Resistant Alloy (Ni-base)					☆		★	
Titanium Alloy (Ti-6Al-4V)					★					
Insert	Part Number	Dimensions (in)					MEGACOAT NANO			CVD Coating
		W1	S	D1	INSL	RE	PR1535	PR1525	CA6535	
 General Purpose	 LOGU 030310ER-GM	0.244	0.156	0.136	0.469	0.039	●	●	●	

● : Standard Item

KYOCERA Precision Tools, Inc.

P : 800.823.7284 • F : 828.692.1344 • E : ctsales@kyocera.com

Official Website : www.kyoceraprecisiontools.com • Distributor Website : mykpti.kyocera.com

HIGH-FEED MILLING

DRILLING

TURNING

GROOVING & CUT-OFF

SOLID ROUND TOOLS



MFH-RAPTOR

Anti-Vibration Design for High Feed Milling Applications

High Feed with Less Vibration

Offering a variety of options with 3 different insert designs

Higher Productivity

Available for ramping and helical milling

Advanced Coating Technology

MEGACOAT NANO Coating technology increases tool life when machining difficult-to-cut materials



MEGACOAT NANO
PR1525

First Choice for Carbon Steel and Alloy Steel

MEGACOAT NANO
PR1535

First Choice for Titanium and Austenitic Stainless Steel

CVD Coated Carbide
CA6535

First Choice For Heat-Resistant Alloys and Martensitic Stainless Steel



MFH-RAPTOR End Mill Kits

Includes (1) Cutter and (10) Inserts

Choose your Cutter and Insert Grade

	Pick 1 Cutter Part Number	Cutting Dia.	No. of Insert Pockets	Insert Part Number See Page 11	Pick 1 Insert Grade	Kit Part Number (Use when Ordering)	U.S. Kit Price
End Mills Standard Shank (Weldon)	MFH 1000-W100-10-2T	1.000"	2	SOMT100420ER-GM	PR1525	MFH1000W100102T KIT1	\$210.00
					PR1535	MFH1000W100102T KIT2	
					CA6535	MFH1000W100102T KIT3	
	MFH 1250-W125-10-3T	1.250"	3	SOMT100420ER-GM	PR1525	MFH1250W125103T KIT1	\$250.00
					PR1535	MFH1250W125103T KIT2	
					CA6535	MFH1250W125103T KIT3	
	MFH 1500-W150-10-3T	1.500"	3	SOMT100420ER-GM	PR1525	MFH1500W150103T KIT1	\$330.00
					PR1535	MFH1500W150103T KIT2	
					CA6535	MFH1500W150103T KIT3	
	MFH 1500-W150-10-4T	1.500"	4	SOMT100420ER-GM	PR1525	MFH1500W150104T KIT1	\$370.00
					PR1535	MFH1500W150104T KIT2	
					CA6535	MFH1500W150104T KIT3	

All 2019 Summer / Fall Offers Valid through December 31, 2019

All promotional items are available exclusively through Authorized North American Kyocera Precision Tool Distributors.

Please use specified Promo Code or Kit Part Number when placing orders. To locate a distributor visit www.kyoceraprecisiontools.com/locate. Prices shown valid in U.S. only.



MFH-RAPTOR End Mill Kits (Continued)

Includes (1) Cutter and (10) Inserts
Choose your Cutter and Insert Grade

	Pick 1 Cutter Part Number	Cutting Dia.	No. of Insert Pockets	Insert Part Number See Page 11	Pick 1 Insert Grade	Kit Part Number (Use when Ordering)	U.S. Kit Price
End Mills Long Shank (Cylindrical)	MFH 1000-S100-10-2T-8	1.000"	2	SOMT100420ER-GM	PR1525	MFH1000S100102T8 KIT1	\$260.00
					PR1535	MFH1000S100102T8 KIT2	
					CA6535	MFH1000S100102T8 KIT3	
	MFH 1250-S125-10-2T-8	1.250"	2	SOMT100420ER-GM	PR1525	MFH1250S125102T8 KIT1	\$280.00
					PR1535	MFH1250S125102T8 KIT2	
					CA6535	MFH1250S125102T8 KIT3	
	MFH 1500-S125-10-4T-10	1.500"	4	SOMT100420ER-GM	PR1525	MFH1500S125104T10 KIT1	\$350.00
					PR1535	MFH1500S125104T10 KIT2	
					CA6535	MFH1500S125104T10 KIT3	

- HIGH-FEED MILLING
- DRILLING
- TURNING
- GROOVING & CUT-OFF
- SOLID ROUND TOOLS



MFH-RAPTOR Face Mill Kits

Includes (1) Cutter and (10) Inserts

Choose your Cutter and Insert Grade

	Pick 1	Cutting Dia.	No. of Insert Pockets	Insert Part Number See Page 11	Pick 1	Kit Part Number (Use when Ordering)	U.S. Kit Price
	Cutter Part Number				Insert Grade		
Face Mills	MFH 2000R-10-4T	2.000"	4	SOMT100420ER-GM	PR1525	MFH2000R104T KIT1	\$370.00
					PR1535	MFH2000R104T KIT2	
					CA6535	MFH2000R104T KIT3	
	MFH 2000R-10-5T	2.000"	5	SOMT100420ER-GM	PR1525	MFH2000R105T KIT1	\$370.00
					PR1535	MFH2000R105T KIT2	
					CA6535	MFH2000R105T KIT3	
	MFH 2500R-10-5T	2.500"	5	SOMT100420ER-GM	PR1525	MFH2500R105T KIT1	\$380.00
					PR1535	MFH2500R105T KIT2	
					CA6535	MFH2500R105T KIT3	
	MFH 2500R-10-6T	2.500"	6	SOMT100420ER-GM	PR1525	MFH2500R106T KIT1	\$390.00
					PR1535	MFH2500R106T KIT2	
					CA6535	MFH2500R106T KIT3	
	MFH 3000R-10-7T	3.000"	7	SOMT100420ER-GM	PR1525	MFH3000R107T KIT1	\$400.00
					PR1535	MFH3000R107T KIT2	
					CA6535	MFH3000R107T KIT3	
	MFH 2000R-14-4T	2.000"	4	SOMT140520ER-GM	PR1525	MFH2000R144T KIT1	\$360.00
					PR1535	MFH2000R144T KIT2	
					CA6535	MFH2000R144T KIT3	
	MFH 2500R-14-5T	2.500"	5	SOMT140520ER-GM	PR1525	MFH2500R145T KIT1	\$370.00
					PR1535	MFH2500R145T KIT2	
CA6535					MFH2500R145T KIT3		
MFH 3000R-14-5T	3.000"	5	SOMT140520ER-GM	PR1525	MFH3000R145T KIT1	\$380.00	
				PR1535	MFH3000R145T KIT2		
				CA6535	MFH3000R145T KIT3		
MFH 3000R-14-6T	3.000"	6	SOMT140520ER-GM	PR1525	MFH3000R146T KIT1	\$430.00	
				PR1535	MFH3000R146T KIT2		
				CA6535	MFH3000R146T KIT3		
MFH 4000R-14-6T	4.000"	6	SOMT140520ER-GM	PR1525	MFH4000R146T KIT1	\$440.00	
				PR1535	MFH4000R146T KIT2		
				CA6535	MFH4000R146T KIT3		
MFH 4000R-14-7T	4.000"	7	SOMT140520ER-GM	PR1525	MFH4000R147T KIT1	\$470.00	
				PR1535	MFH4000R147T KIT2		
				CA6535	MFH4000R147T KIT3		
MFH 5000R-14-7T	5.000"	7	SOMT140520ER-GM	PR1525	MFH5000R147T KIT1	\$620.00	
				PR1535	MFH5000R147T KIT2		
				CA6535	MFH5000R147T KIT3		
MFH 6000R-14-8T	6.000"	8	SOMT140520ER-GM	PR1525	MFH6000R148T KIT1	\$820.00	
				PR1535	MFH6000R148T KIT2		
				CA6535	MFH6000R148T KIT3		

All 2019 Summer / Fall Offers Valid through December 31, 2019

All promotional items are available exclusively through Authorized North American Kyocera Precision Tool Distributors.

Please use specified Promo Code or Kit Part Number when placing orders. To locate a distributor visit www.kyoceraprecisiontools.com/locate. Prices shown valid in U.S. only.

HIGH FEED MILLING


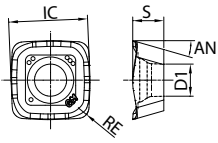
DRILLING

TURNING

GROOVING & CUT-OFF

SOLID ROUND TOOLS

MFH-Raptor Inserts

Usage Classification		P	Carbon Steel / Alloy Steel					★		
			Mold Steel					★		
★ Roughing / 1st Choice ☆ Roughing / 2nd Choice (When hardness is under 45HRC)		M	Austenitic Stainless Steel				★	☆		
			Martensitic Stainless Steel				☆			★
		S	Heat Resistant Alloy (Ni-base)				☆			★
			Titanium Alloy (Ti-6Al-4V)				★			
Insert		Part Number	Dimensions (in)				Angle	MEGACOAT NANO		CVD Coating
			IC	S	D1	RE		AN	PR1535	
		SOMT 100420ER-GM	0.406	0.180	0.181	0.079	16°	●	●	●
		SOMT 140520ER-GM	0.557	0.219	0.228	0.079	16°	●	●	●

General Purpose

● : Standard Item

HIGH-FEED MILLING

DRILLING

TURNING

GROOVING & CUT-OFF

SOLID ROUND TOOLS




DRV Magic Drill Kits

High Efficiency and High Speed Indexable Drill

2xD to 6xD drilling lineup with 4 chipbreakers for various machining applications

High speed and highly efficient machining with the combination of a CVD outer insert and PVD inner insert

Excellent hole accuracy with a highly rigid design for better chatter resistance



NEW

Expanded Lineup from Ø0.500"~Ø1.500"

HIGH-FEED MILLING

DRILLING

TURNING

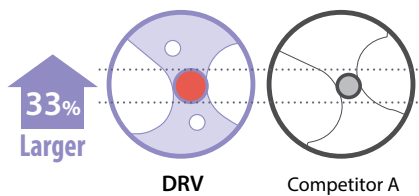
GROOVING & CUT-OFF

SOLID ROUND TOOLS

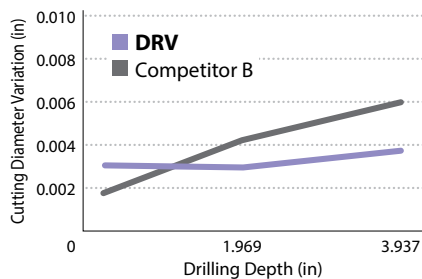
1 Excellent Drilling Precision with Less Variation in Cutting Diameter

Optimal Web Thickness and Low Cutting Force Design Reduces Chattering

Web Thickness Comparison (Internal Evaluation)

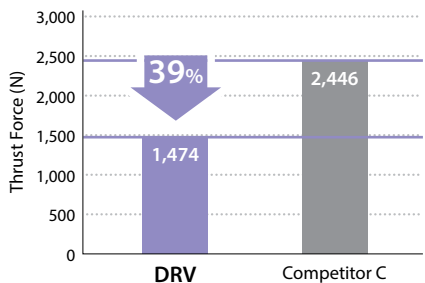


Cutting Diameter Variation Comparison (Internal Evaluation)



Cutting Conditions : $V_c = 490$ sfm, $f = 0.0024$ ipr
Cutting Dia. Ø0.812" (5D), Wet, Workpiece : 1049

Cutting Force Comparison (Internal Evaluation)



Cutting Conditions : $V_c = 660$ sfm, $f = 0.0047$ ipr
Cutting Dia. Ø0.812" (3D), Wet, Workpiece : 1049

All 2019 Summer / Fall Offers Valid through December 31, 2019

All promotional items are available exclusively through Authorized North American Kyocera Precision Tool Distributors.

Please use specified Promo Code or Kit Part Number when placing orders. To locate a distributor visit www.kyoceraprecisiontools.com/locate. Prices shown valid in U.S. only.

2 Unique Insert Design to Control Chip Flow

Outer Edge Insert

Unique Insert Pattern to Differentiate between Outside and Inside Inserts



Smooth Chip Evacuation with Compact Chips

Chip Shape Comparison of Outer Insert Cutting Edge (Internal Evaluation)




Cutting Conditions : Vc = 490 sfm, f = 0.0024 ipr, Cutting Dia. Ø0.812 (3D), Wet, Workpiece : 1049

Inner Edge Insert



Excellent Chip Evacuation with 6xD Maximum Deep-Hole Drilling

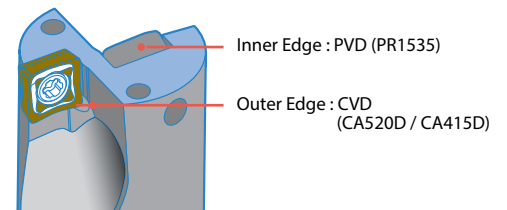
Weight per Unit of Length for Chips Generated by the Inner Insert (Internal Evaluation)



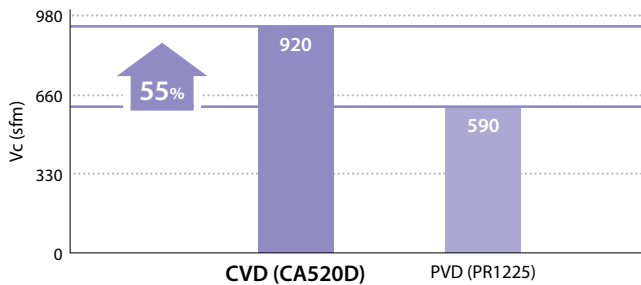
Cutting Conditions : Vc = 820 sfm, f = 0.0031 ipr, Cutting Dia. Ø0.812 (5D), Wet, Workpiece : 304

3 New Insert Grades Developed for Drilling

High Speed and Highly Efficient Machining with the Combination of CVD (Outer Edge) and PVD (Inner Edge) Inserts

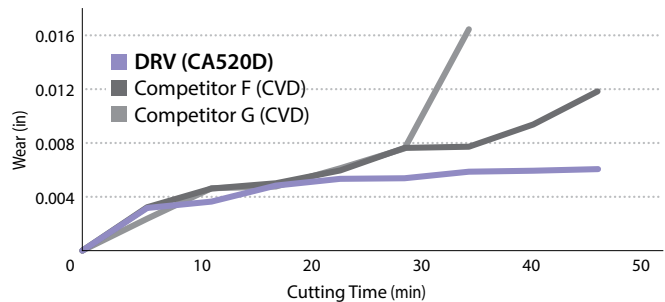


Recommended Cutting Conditions (Maximum Values)



Cutting Dia. Ø0.812" (3D) Workpiece : 1049

Wear Resistance Comparison (Internal Evaluation)



Cutting Conditions : Vc = 660 sfm, f = 0.0047 ipr, Cutting Dia. Ø0.812" (3D), Wet Workpiece : 4140H

2D



DRV Magic Drill - 2D Kits

Includes (1) Drill and (10) Inside Inserts and (10) Outside Inserts

Choose Your Drill Size and 1 of 2 Insert Combinations

Pick 1 Drill Body Part Number	Cutting Dia.	Shank Dia.	Pick 1 of 2 Combinations for Inside and Outside Inserts GM KIT for General Purpose / SM KIT for Stainless Steel				Kit Part Number (Use when Ordering)	U.S. Kit Price
			Inside Edge Insert	Insert Grade	Outside Edge Insert	Insert Grade		
NEW S075-DRV0500-2-03	0.500"	0.750"	LCMT030205-GM-I	PR1535	LCMT030203-GM-E	CA520D	S075DRV0500203 GM KIT	\$320.00
			LCMT030205-SM-I	PR1535	LCMT030203-SM-E	PR1225	S075DRV0500203 SM KIT	
S075-DRV0562-2-04	0.562"	0.750"	SCMT040209-GM-I	PR1535	SCMT040205-GM-E	CA520D	S075DRV0562204 GM KIT	\$340.00
			SCMT040209-SM-I	PR1535	SCMT040205-SM-E	PR1225	S075DRV0562204 SM KIT	
S075-DRV0625-2-05	0.625"	0.750"	SCMT050210-GM-I	PR1535	SCMT050205-GM-E	CA520D	S075DRV0625205 GM KIT	\$340.00
			SCMT050210-SM-I	PR1535	SCMT050205-SM-E	PR1225	S075DRV0625205 SM KIT	
S075-DRV0656-2-05	0.656"	0.750"	SCMT050210-GM-I	PR1535	SCMT050205-GM-E	CA520D	S075DRV0656205 GM KIT	\$340.00
			SCMT050210-SM-I	PR1535	SCMT050205-SM-E	PR1225	S075DRV0656205 SM KIT	
S100-DRV0688-2-05	0.688"	1.000"	SCMT050210-GM-I	PR1535	SCMT050205-GM-E	CA520D	S100DRV0688205 GM KIT	\$340.00
			SCMT050210-SM-I	PR1535	SCMT050205-SM-E	PR1225	S100DRV0688205 SM KIT	
S100-DRV0750-2-06	0.750"	1.000"	SCMT060210-GM-I	PR1535	SCMT060205-GM-E	CA520D	S100DRV0750206 GM KIT	\$340.00
			SCMT060210-SM-I	PR1535	SCMT060205-SM-E	PR1225	S100DRV0750206 SM KIT	
S100-DRV0812-2-06	0.812"	1.000"	SCMT060210-GM-I	PR1535	SCMT060205-GM-E	CA520D	S100DRV0812206 GM KIT	\$340.00
			SCMT060210-SM-I	PR1535	SCMT060205-SM-E	PR1225	S100DRV0812206 SM KIT	
S100-DRV0875-2-06	0.875"	1.000"	SCMT060210-GM-I	PR1535	SCMT060205-GM-E	CA520D	S100DRV0875206 GM KIT	\$340.00
			SCMT060210-SM-I	PR1535	SCMT060205-SM-E	PR1225	S100DRV0875206 SM KIT	
S100-DRV0938-2-07	0.938"	1.000"	SCMT070310-GM-I	PR1535	SCMT070305-GM-E	CA520D	S100DRV0938207 GM KIT	\$360.00
			SCMT070310-SM-I	PR1535	SCMT070305-SM-E	PR1225	S100DRV0938207 SM KIT	
S100-DRV0984-2-07	0.984"	1.000"	SCMT070310-GM-I	PR1535	SCMT070305-GM-E	CA520D	S100DRV0984207 GM KIT	\$360.00
			SCMT070310-SM-I	PR1535	SCMT070305-SM-E	PR1225	S100DRV0984207 SM KIT	
S100-DRV1000-2-07	1.000"	1.000"	SCMT070310-GM-I	PR1535	SCMT070305-GM-E	CA520D	S100DRV1000207 GM KIT	\$360.00
			SCMT070310-SM-I	PR1535	SCMT070305-SM-E	PR1225	S100DRV1000207 SM KIT	
S125DRV1062-2-09	1.062"	1.250"	SCMT090410-GM-I	PR1535	SCMT090405-GM-E	CA520D	S125DRV1062209 GM KIT	\$410.00
			SCMT090410-SM-I	PR1535	SCMT090405-SM-E	PR1225	S125DRV1062209 SM KIT	
S125DRV1125-2-09	1.125"	1.250"	SCMT090410-GM-I	PR1535	SCMT090405-GM-E	CA520D	S125DRV1125209 GM KIT	\$410.00
			SCMT090410-SM-I	PR1535	SCMT090405-SM-E	PR1225	S125DRV1125209 SM KIT	
S125DRV1188-2-09	1.188"	1.250"	SCMT090410-GM-I	PR1535	SCMT090405-GM-E	CA520D	S125DRV1188209 GM KIT	\$410.00
			SCMT090410-SM-I	PR1535	SCMT090405-SM-E	PR1225	S125DRV1188209 SM KIT	
S150DRV1250-2-09	1.250"	1.500"	SCMT090410-GM-I	PR1535	SCMT090405-GM-E	CA520D	S150DRV1250209 GM KIT	\$410.00
			SCMT090410-SM-I	PR1535	SCMT090405-SM-E	PR1225	S150DRV1250209 SM KIT	
NEW S150DRV1312-2-11	1.312"	1.500"	SCMT110410-GM-I	PR1535	SCMT110406-GM-E	CA520D	S150DRV1312211 GM KIT	\$450.00
			SCMT110410-SM-I	PR1535	SCMT110406-SM-E	PR1225	S150DRV1312211 SM KIT	
NEW S150DRV1375-2-11	1.375"	1.500"	SCMT110410-GM-I	PR1535	SCMT110406-GM-E	CA520D	S150DRV1375211 GM KIT	\$450.00
			SCMT110410-SM-I	PR1535	SCMT110406-SM-E	PR1225	S150DRV1375211 SM KIT	
NEW S150DRV1438-2-11	1.438"	1.500"	SCMT110410-GM-I	PR1535	SCMT110406-GM-E	CA520D	S150DRV1438211 GM KIT	\$450.00
			SCMT110410-SM-I	PR1535	SCMT110406-SM-E	PR1225	S150DRV1438211 SM KIT	
NEW S150DRV1500-2-11	1.500"	1.500"	SCMT110410-GM-I	PR1535	SCMT110406-GM-E	CA520D	S150DRV1500211 GM KIT	\$450.00
			SCMT110410-SM-I	PR1535	SCMT110406-SM-E	PR1225	S150DRV1500211 SM KIT	

Estimated Cutting Tolerance (2D)

Applicable Insert Information Page 19

ØDc	Estimated Cutting Tolerance (in)
Ø0.500" - Ø1.500"	+0.012 0

These values are estimates.
These values may change due to
machine, workpiece, clamping power,
and cutting conditions

All 2019 Summer / Fall Offers Valid through December 31, 2019

All promotional items are available exclusively through Authorized North American Kyocera Precision Tool Distributors.

Please use specified Promo Code or Kit Part Number when placing orders. To locate a distributor visit www.kyoceraprecisiontools.com/locate. Prices shown valid in U.S. only.

HIGH-FEED MILLING

DRILLING

TURNING

GROOVING & CUT-OFF

SOLID ROUND TOOLS

3D



DRV Magic Drill - 3D Kits

Includes (1) Drill and (10) Inside Inserts and (10) Outside Inserts

Choose Your Drill Size and 1 of 2 Insert Combinations

Pick 1 Drill Body Part Number	Cutting Dia.	Shank Dia.	Pick 1 of 2 Combinations for Inside and Outside Inserts GM KIT for General Purpose / SM KIT for Stainless Steel				Kit Part Number (Use when Ordering)	U.S. Kit Price
			Inside Edge Insert	Insert Grade	Outside Edge Insert	Insert Grade		
NEW S075-DRV0500-3-03	0.500"	0.750"	LCMT030205-GM-I	PR1535	LCMT030203-GM-E	CA520D	S075DRV0500303 GM KIT	\$330.00
			LCMT030205-SM-I	PR1535	LCMT030203-SM-E	PR1225	S075DRV0500303 SM KIT	
S075-DRV0562-3-04	0.562"	0.750"	SCMT040209-GM-I	PR1535	SCMT040205-GM-E	CA520D	S075DRV0562304 GM KIT	\$350.00
			SCMT040209-SM-I	PR1535	SCMT040205-SM-E	PR1225	S075DRV0562304 SM KIT	
S075-DRV0625-3-05	0.625"	0.750"	SCMT050210-GM-I	PR1535	SCMT050205-GM-E	CA520D	S075DRV0625305 GM KIT	\$350.00
			SCMT050210-SM-I	PR1535	SCMT050205-SM-E	PR1225	S075DRV0625305 SM KIT	
S075-DRV0656-3-05	0.656"	0.750"	SCMT050210-GM-I	PR1535	SCMT050205-GM-E	CA520D	S075DRV0656305 GM KIT	\$350.00
			SCMT050210-SM-I	PR1535	SCMT050205-SM-E	PR1225	S075DRV0656305 SM KIT	
S100-DRV0688-3-05	0.688"	1.000"	SCMT050210-GM-I	PR1535	SCMT050205-GM-E	CA520D	S100DRV0688305 GM KIT	\$350.00
			SCMT050210-SM-I	PR1535	SCMT050205-SM-E	PR1225	S100DRV0688305 SM KIT	
S100-DRV0750-3-06	0.750"	1.000"	SCMT060210-GM-I	PR1535	SCMT060205-GM-E	CA520D	S100DRV0750306 GM KIT	\$360.00
			SCMT060210-SM-I	PR1535	SCMT060205-SM-E	PR1225	S100DRV0750306 SM KIT	
S100-DRV0812-3-06	0.812"	1.000"	SCMT060210-GM-I	PR1535	SCMT060205-GM-E	CA520D	S100DRV0812306 GM KIT	\$360.00
			SCMT060210-SM-I	PR1535	SCMT060205-SM-E	PR1225	S100DRV0812306 SM KIT	
S100-DRV0875-3-06	0.875"	1.000"	SCMT060210-GM-I	PR1535	SCMT060205-GM-E	CA520D	S100DRV0875306 GM KIT	\$360.00
			SCMT060210-SM-I	PR1535	SCMT060205-SM-E	PR1225	S100DRV0875306 SM KIT	
S100-DRV0938-3-07	0.938"	1.000"	SCMT070310-GM-I	PR1535	SCMT070305-GM-E	CA520D	S100DRV0938307 GM KIT	\$370.00
			SCMT070310-SM-I	PR1535	SCMT070305-SM-E	PR1225	S100DRV0938307 SM KIT	
S100-DRV0984-3-07	0.984"	1.000"	SCMT070310-GM-I	PR1535	SCMT070305-GM-E	CA520D	S100DRV0984307 GM KIT	\$370.00
			SCMT070310-SM-I	PR1535	SCMT070305-SM-E	PR1225	S100DRV0984307 SM KIT	
S100-DRV1000-3-07	1.000"	1.000"	SCMT070310-GM-I	PR1535	SCMT070305-GM-E	CA520D	S100DRV1000307 GM KIT	\$370.00
			SCMT070310-SM-I	PR1535	SCMT070305-SM-E	PR1225	S100DRV1000307 SM KIT	
S125DRV1062-3-09	1.062"	1.250"	SCMT090410-GM-I	PR1535	SCMT090405-GM-E	CA520D	S125DRV1062309 GM KIT	\$430.00
			SCMT090410-SM-I	PR1535	SCMT090405-SM-E	PR1225	S125DRV1062309 SM KIT	
S125DRV1125-3-09	1.125"	1.250"	SCMT090410-GM-I	PR1535	SCMT090405-GM-E	CA520D	S125DRV1125309 GM KIT	\$430.00
			SCMT090410-SM-I	PR1535	SCMT090405-SM-E	PR1225	S125DRV1125309 SM KIT	
S125DRV1188-3-09	1.188"	1.250"	SCMT090410-GM-I	PR1535	SCMT090405-GM-E	CA520D	S125DRV1188309 GM KIT	\$430.00
			SCMT090410-SM-I	PR1535	SCMT090405-SM-E	PR1225	S125DRV1188309 SM KIT	
S150DRV1250-3-09	1.250"	1.500"	SCMT090410-GM-I	PR1535	SCMT090405-GM-E	CA520D	S150DRV1250309 GM KIT	\$430.00
			SCMT090410-SM-I	PR1535	SCMT090405-SM-E	PR1225	S150DRV1250309 SM KIT	
NEW S150DRV1312-3-11	1.312"	1.500"	SCMT110410-GM-I	PR1535	SCMT110406-GM-E	CA520D	S150DRV1312311 GM KIT	\$470.00
			SCMT110410-SM-I	PR1535	SCMT110406-SM-E	PR1225	S150DRV1312311 SM KIT	
NEW S150DRV1375-3-11	1.375"	1.500"	SCMT110410-GM-I	PR1535	SCMT110406-GM-E	CA520D	S150DRV1375311 GM KIT	\$470.00
			SCMT110410-SM-I	PR1535	SCMT110406-SM-E	PR1225	S150DRV1375311 SM KIT	
NEW S150DRV1438-3-11	1.438"	1.500"	SCMT110410-GM-I	PR1535	SCMT110406-GM-E	CA520D	S150DRV1438311 GM KIT	\$470.00
			SCMT110410-SM-I	PR1535	SCMT110406-SM-E	PR1225	S150DRV1438311 SM KIT	
NEW S150DRV1500-3-11	1.500"	1.500"	SCMT110410-GM-I	PR1535	SCMT110406-GM-E	CA520D	S150DRV1500311 GM KIT	\$470.00
			SCMT110410-SM-I	PR1535	SCMT110406-SM-E	PR1225	S150DRV1500311 SM KIT	

HIGH-FEED MILLING

DRILLING

TURNING

GROOVING & CUT-OFF

SOLID ROUND TOOLS

Estimated Cutting Tolerance (3D)

Applicable Insert Information Page 19

ØDc	Estimated Cutting Tolerance (in)
Ø0.500" - Ø1.500"	+0.012 0

These values are estimates.
These values may change due to
machine, workpiece, clamping power,
and cutting conditions

KYOCERA Precision Tools, Inc.

P: 800.823.7284 • F: 828.692.1344 • E: ctsales@kyocera.com

Official Website: www.kyoceraprecisiontools.com • Distributor Website: mykpti.kyocera.com

4D



DRV Magic Drill - 4D Kits

Includes (1) Drill and (10) Inside Inserts and (10) Outside Inserts

Choose Your Drill Size and 1 of 2 Insert Combinations

Pick 1 Drill Body Part Number	Cutting Dia.	Shank Dia.	Pick 1 of 2 Combinations for Inside and Outside Inserts GM KIT for General Purpose / SM KIT for Stainless Steel				Kit Part Number (Use when Ordering)	U.S. Kit Price
			Inside Edge Insert	Insert Grade	Outside Edge Insert	Insert Grade		
NEW S075-DRV0500-4-03	0.500"	0.750"	LCMT030205-GM-I	PR1535	LCMT030203-GM-E	CA520D	S075DRV0500403 GM KIT	\$370.00
			LCMT030205-SM-I	PR1535	LCMT030203-SM-E	PR1225	S075DRV0500403 SM KIT	
S075-DRV0562-4-04	0.562"	0.750"	SCMT040209-GM-I	PR1535	SCMT040205-GM-E	CA520D	S075DRV0562404 GM KIT	\$380.00
			SCMT040209-SM-I	PR1535	SCMT040205-SM-E	PR1225	S075DRV0562404 SM KIT	
S075-DRV0625-4-05	0.625"	0.750"	SCMT050210-GM-I	PR1535	SCMT050205-GM-E	CA520D	S075DRV0625405 GM KIT	\$380.00
			SCMT050210-SM-I	PR1535	SCMT050205-SM-E	PR1225	S075DRV0625405 SM KIT	
S075-DRV0656-4-05	0.656"	0.750"	SCMT050210-GM-I	PR1535	SCMT050205-GM-E	CA520D	S075DRV0656405 GM KIT	\$380.00
			SCMT050210-SM-I	PR1535	SCMT050205-SM-E	PR1225	S075DRV0656405 SM KIT	
S100-DRV0688-4-05	0.688"	1.000"	SCMT050210-GM-I	PR1535	SCMT050205-GM-E	CA520D	S100DRV0688405 GM KIT	\$380.00
			SCMT050210-SM-I	PR1535	SCMT050205-SM-E	PR1225	S100DRV0688405 SM KIT	
S100-DRV0750-4-06	0.750"	1.000"	SCMT060210-GM-I	PR1535	SCMT060205-GM-E	CA520D	S100DRV0750406 GM KIT	\$390.00
			SCMT060210-SM-I	PR1535	SCMT060205-SM-E	PR1225	S100DRV0750406 SM KIT	
S100-DRV0812-4-06	0.812"	1.000"	SCMT060210-GM-I	PR1535	SCMT060205-GM-E	CA520D	S100DRV0812406 GM KIT	\$390.00
			SCMT060210-SM-I	PR1535	SCMT060205-SM-E	PR1225	S100DRV0812406 SM KIT	
S100-DRV0875-4-06	0.875"	1.000"	SCMT060210-GM-I	PR1535	SCMT060205-GM-E	CA520D	S100DRV0875406 GM KIT	\$390.00
			SCMT060210-SM-I	PR1535	SCMT060205-SM-E	PR1225	S100DRV0875406 SM KIT	
S100-DRV0938-4-07	0.938"	1.000"	SCMT070310-GM-I	PR1535	SCMT070305-GM-E	CA520D	S100DRV0938407 GM KIT	\$410.00
			SCMT070310-SM-I	PR1535	SCMT070305-SM-E	PR1225	S100DRV0938407 SM KIT	
S100-DRV0984-4-07	0.984"	1.000"	SCMT070310-GM-I	PR1535	SCMT070305-GM-E	CA520D	S100DRV0984407 GM KIT	\$410.00
			SCMT070310-SM-I	PR1535	SCMT070305-SM-E	PR1225	S100DRV0984407 SM KIT	
S100-DRV1000-4-07	1.000"	1.000"	SCMT070310-GM-I	PR1535	SCMT070305-GM-E	CA520D	S100DRV1000407 GM KIT	\$410.00
			SCMT070310-SM-I	PR1535	SCMT070305-SM-E	PR1225	S100DRV1000407 SM KIT	
S125DRV1062-4-09	1.062"	1.250"	SCMT090410-GM-I	PR1535	SCMT090405-GM-E	CA520D	S125DRV1062409 GM KIT	\$470.00
			SCMT090410-SM-I	PR1535	SCMT090405-SM-E	PR1225	S125DRV1062409 SM KIT	
S125DRV1125-4-09	1.125"	1.250"	SCMT090410-GM-I	PR1535	SCMT090405-GM-E	CA520D	S125DRV1125409 GM KIT	\$470.00
			SCMT090410-SM-I	PR1535	SCMT090405-SM-E	PR1225	S125DRV1125409 SM KIT	
S125DRV1188-4-09	1.188"	1.250"	SCMT090410-GM-I	PR1535	SCMT090405-GM-E	CA520D	S125DRV1188409 GM KIT	\$470.00
			SCMT090410-SM-I	PR1535	SCMT090405-SM-E	PR1225	S125DRV1188409 SM KIT	
S150DRV1250-4-09	1.250"	1.500"	SCMT090410-GM-I	PR1535	SCMT090405-GM-E	CA520D	S150DRV1250409 GM KIT	\$470.00
			SCMT090410-SM-I	PR1535	SCMT090405-SM-E	PR1225	S150DRV1250409 SM KIT	
NEW S150DRV1312-4-11	1.312"	1.500"	SCMT110410-GM-I	PR1535	SCMT110406-GM-E	CA520D	S150DRV1312411 GM KIT	\$530.00
			SCMT110410-SM-I	PR1535	SCMT110406-SM-E	PR1225	S150DRV1312411 SM KIT	
NEW S150DRV1375-4-11	1.375"	1.500"	SCMT110410-GM-I	PR1535	SCMT110406-GM-E	CA520D	S150DRV1375411 GM KIT	\$530.00
			SCMT110410-SM-I	PR1535	SCMT110406-SM-E	PR1225	S150DRV1375411 SM KIT	
NEW S150DRV1438-4-11	1.438"	1.500"	SCMT110410-GM-I	PR1535	SCMT110406-GM-E	CA520D	S150DRV1438411 GM KIT	\$530.00
			SCMT110410-SM-I	PR1535	SCMT110406-SM-E	PR1225	S150DRV1438411 SM KIT	
NEW S150DRV1500-4-11	1.500"	1.500"	SCMT110410-GM-I	PR1535	SCMT110406-GM-E	CA520D	S150DRV1500411 GM KIT	\$530.00
			SCMT110410-SM-I	PR1535	SCMT110406-SM-E	PR1225	S150DRV1500411 SM KIT	

Estimated Cutting Tolerance (4D)

Applicable Insert Information Page 19

ØDc	Estimated Cutting Tolerance (in)
Ø0.500" - Ø1.500"	+0.014 0

These values are estimates.
These values may change due to
machine, workpiece, clamping power,
and cutting conditions

All 2019 Summer / Fall Offers Valid through December 31, 2019

All promotional items are available exclusively through Authorized North American Kyocera Precision Tool Distributors.

Please use specified Promo Code or Kit Part Number when placing orders. To locate a distributor visit www.kyoceraprecisiontools.com/locate. Prices shown valid in U.S. only.

HIGH-FEED MILLING

DRILLING

TURNING

GROOVING & CUT-OFF

SOLID ROUND TOOLS

5D



DRV Magic Drill - 5D Kits

Includes (1) Drill and (10) Inside Inserts and (10) Outside Inserts

Choose Your Drill Size and 1 of 2 Insert Combinations

Pick 1 Drill Body Part Number	Cutting Dia.	Shank Dia.	Pick 1 of 2 Combinations for Inside and Outside Inserts GM KIT for General Purpose / SM KIT for Stainless Steel				Kit Part Number (Use when Ordering)	U.S. Kit Price
			Inside Edge Insert	Insert Grade	Outside Edge Insert	Insert Grade		
NEW S075-DRV0500-5-03	0.500"	0.750"	LCMT030205-GM-I	PR1535	LCMT030203-GM-E	CA520D	S075DRV0500503 GM KIT	\$400.00
			LCMT030205-SM-I	PR1535	LCMT030203-SM-E	PR1225	S075DRV0500503 SM KIT	
S075-DRV0562-5-04	0.562"	0.750"	SCMT040209-GM-I	PR1535	SCMT040205-GM-E	CA520D	S075DRV0562504 GM KIT	\$410.00
			SCMT040209-SM-I	PR1535	SCMT040205-SM-E	PR1225	S075DRV0562504 SM KIT	
S075-DRV0625-5-05	0.625"	0.750"	SCMT050210-GM-I	PR1535	SCMT050205-GM-E	CA520D	S075DRV0625505 GM KIT	\$410.00
			SCMT050210-SM-I	PR1535	SCMT050205-SM-E	PR1225	S075DRV0625505 SM KIT	
S075-DRV0656-5-05	0.656"	0.750"	SCMT050210-GM-I	PR1535	SCMT050205-GM-E	CA520D	S075DRV0656505 GM KIT	\$410.00
			SCMT050210-SM-I	PR1535	SCMT050205-SM-E	PR1225	S075DRV0656505 SM KIT	
S100-DRV0688-5-05	0.688"	1.000"	SCMT050210-GM-I	PR1535	SCMT050205-GM-E	CA520D	S100DRV0688505 GM KIT	\$410.00
			SCMT050210-SM-I	PR1535	SCMT050205-SM-E	PR1225	S100DRV0688505 SM KIT	
S100-DRV0750-5-06	0.750"	1.000"	SCMT060210-GM-I	PR1535	SCMT060205-GM-E	CA520D	S100DRV0750506 GM KIT	\$430.00
			SCMT060210-SM-I	PR1535	SCMT060205-SM-E	PR1225	S100DRV0750506 SM KIT	
S100-DRV0812-5-06	0.812"	1.000"	SCMT060210-GM-I	PR1535	SCMT060205-GM-E	CA520D	S100DRV0812506 GM KIT	\$430.00
			SCMT060210-SM-I	PR1535	SCMT060205-SM-E	PR1225	S100DRV0812506 SM KIT	
S100-DRV0875-5-06	0.875"	1.000"	SCMT060210-GM-I	PR1535	SCMT060205-GM-E	CA520D	S100DRV0875506 GM KIT	\$460.00
			SCMT060210-SM-I	PR1535	SCMT060205-SM-E	PR1225	S100DRV0875506 SM KIT	
S100-DRV0938-5-07	0.938"	1.000"	SCMT070310-GM-I	PR1535	SCMT070305-GM-E	CA520D	S100DRV0938507 GM KIT	\$460.00
			SCMT070310-SM-I	PR1535	SCMT070305-SM-E	PR1225	S100DRV0938507 SM KIT	
S100-DRV0984-5-07	0.984"	1.000"	SCMT070310-GM-I	PR1535	SCMT070305-GM-E	CA520D	S100DRV0984507 GM KIT	\$460.00
			SCMT070310-SM-I	PR1535	SCMT070305-SM-E	PR1225	S100DRV0984507 SM KIT	
S100-DRV1000-5-07	1.000"	1.000"	SCMT070310-GM-I	PR1535	SCMT070305-GM-E	CA520D	S100DRV1000507 GM KIT	\$460.00
			SCMT070310-SM-I	PR1535	SCMT070305-SM-E	PR1225	S100DRV1000507 SM KIT	
S125DRV1062-5-09	1.062"	1.250"	SCMT090410-GM-I	PR1535	SCMT090405-GM-E	CA520D	S125DRV1062509 GM KIT	\$510.00
			SCMT090410-SM-I	PR1535	SCMT090405-SM-E	PR1225	S125DRV1062509 SM KIT	
S125DRV1125-5-09	1.125"	1.250"	SCMT090410-GM-I	PR1535	SCMT090405-GM-E	CA520D	S125DRV1125509 GM KIT	\$510.00
			SCMT090410-SM-I	PR1535	SCMT090405-SM-E	PR1225	S125DRV1125509 SM KIT	
S125DRV1188-5-09	1.188"	1.250"	SCMT090410-GM-I	PR1535	SCMT090405-GM-E	CA520D	S125DRV1188509 GM KIT	\$510.00
			SCMT090410-SM-I	PR1535	SCMT090405-SM-E	PR1225	S125DRV1188509 SM KIT	
S150DRV1250-5-09	1.250"	1.500"	SCMT090410-GM-I	PR1535	SCMT090405-GM-E	CA520D	S150DRV1250509 GM KIT	\$510.00
			SCMT090410-SM-I	PR1535	SCMT090405-SM-E	PR1225	S150DRV1250509 SM KIT	
NEW S150DRV1312-5-11	1.312"	1.500"	SCMT110410-GM-I	PR1535	SCMT110406-GM-E	CA520D	S150DRV1312511 GM KIT	\$570.00
			SCMT110410-SM-I	PR1535	SCMT110406-SM-E	PR1225	S150DRV1312511 SM KIT	
NEW S150DRV1375-5-11	1.375"	1.500"	SCMT110410-GM-I	PR1535	SCMT110406-GM-E	CA520D	S150DRV1375511 GM KIT	\$570.00
			SCMT110410-SM-I	PR1535	SCMT110406-SM-E	PR1225	S150DRV1375511 SM KIT	
NEW S150DRV1438-5-11	1.438"	1.500"	SCMT110410-GM-I	PR1535	SCMT110406-GM-E	CA520D	S150DRV1438511 GM KIT	\$570.00
			SCMT110410-SM-I	PR1535	SCMT110406-SM-E	PR1225	S150DRV1438511 SM KIT	
NEW S150DRV1500-5-11	1.500"	1.500"	SCMT110410-GM-I	PR1535	SCMT110406-GM-E	CA520D	S150DRV1500511 GM KIT	\$570.00
			SCMT110410-SM-I	PR1535	SCMT110406-SM-E	PR1225	S150DRV1500511 SM KIT	

HIGH-FEED MILLING

DRILLING

TURNING

GROOVING & CUT-OFF

SOLID ROUND TOOLS

Estimated Cutting Tolerance (5D)

Applicable Insert Information Page 19

ØDc	Estimated Cutting Tolerance (in)
Ø0.500" - Ø1.500"	+0.014 0

These values are estimates.
These values may change due to
machine, workpiece, clamping power,
and cutting conditions

KYOCERA Precision Tools, Inc.

P: 800.823.7284 • F: 828.692.1344 • E: ctsales@kyocera.com

Official Website: www.kyoceraprecisiontools.com • Distributor Website: mykpti.kyocera.com

6D



DRV Magic Drill - 6D Kits

Includes (1) Drill and (10) Inside Inserts and (10) Outside Inserts

Choose Your Drill Size and 1 of 2 Insert Combinations

Pick 1 Drill Body Part Number	Cutting Dia.	Shank Dia.	Pick 1 of 2 Combinations for Inside and Outside Inserts GM KIT for General Purpose / SM KIT for Stainless Steel				Kit Part Number (Use when Ordering)	U.S. Kit Price
			Inside Edge Insert	Insert Grade	Outside Edge Insert	Insert Grade		
NEW S075-DRV0500-6-03	0.500"	0.750"	LCMT030205-GM-I	PR1535	LCMT030203-GM-E	CA520D	S075DRV0500403 GM KIT	\$450.00
			LCMT030205-SM-I	PR1535	LCMT030203-SM-E	PR1225	S075DRV0500403 SM KIT	
S075-DRV0562-6-04	0.562"	0.750"	SCMT040209-GM-I	PR1535	SCMT040205-GM-E	CA520D	S075DRV0562404 GM KIT	\$470.00
			SCMT040209-SM-I	PR1535	SCMT040205-SM-E	PR1225	S075DRV0562404 SM KIT	
S075-DRV0625-6-05	0.625"	0.750"	SCMT050210-GM-I	PR1535	SCMT050205-GM-E	CA520D	S075DRV0625405 GM KIT	\$470.00
			SCMT050210-SM-I	PR1535	SCMT050205-SM-E	PR1225	S075DRV0625405 SM KIT	
S075-DRV0656-6-05	0.656"	0.750"	SCMT050210-GM-I	PR1535	SCMT050205-GM-E	CA520D	S075DRV0656405 GM KIT	\$470.00
			SCMT050210-SM-I	PR1535	SCMT050205-SM-E	PR1225	S075DRV0656405 SM KIT	
S100-DRV0688-6-05	0.688"	1.000"	SCMT050210-GM-I	PR1535	SCMT050205-GM-E	CA520D	S100DRV0688405 GM KIT	\$470.00
			SCMT050210-SM-I	PR1535	SCMT050205-SM-E	PR1225	S100DRV0688405 SM KIT	
S100-DRV0750-6-06	0.750"	1.000"	SCMT060210-GM-I	PR1535	SCMT060205-GM-E	CA520D	S100DRV0750406 GM KIT	\$470.00
			SCMT060210-SM-I	PR1535	SCMT060205-SM-E	PR1225	S100DRV0750406 SM KIT	
S100-DRV0812-6-06	0.812"	1.000"	SCMT060210-GM-I	PR1535	SCMT060205-GM-E	CA520D	S100DRV0812406 GM KIT	\$470.00
			SCMT060210-SM-I	PR1535	SCMT060205-SM-E	PR1225	S100DRV0812406 SM KIT	
S100-DRV0875-6-06	0.875"	1.000"	SCMT060210-GM-I	PR1535	SCMT060205-GM-E	CA520D	S100DRV0875406 GM KIT	\$470.00
			SCMT060210-SM-I	PR1535	SCMT060205-SM-E	PR1225	S100DRV0875406 SM KIT	
S100-DRV0938-6-07	0.938"	1.000"	SCMT070310-GM-I	PR1535	SCMT070305-GM-E	CA520D	S100DRV0938407 GM KIT	\$500.00
			SCMT070310-SM-I	PR1535	SCMT070305-SM-E	PR1225	S100DRV0938407 SM KIT	
S100-DRV0984-6-07	0.984"	1.000"	SCMT070310-GM-I	PR1535	SCMT070305-GM-E	CA520D	S100DRV0984407 GM KIT	\$500.00
			SCMT070310-SM-I	PR1535	SCMT070305-SM-E	PR1225	S100DRV0984407 SM KIT	
S100-DRV1000-6-07	1.000"	1.000"	SCMT070310-GM-I	PR1535	SCMT070305-GM-E	CA520D	S100DRV1000407 GM KIT	\$500.00
			SCMT070310-SM-I	PR1535	SCMT070305-SM-E	PR1225	S100DRV1000407 SM KIT	
S125DRV1062-6-09	1.062"	1.250"	SCMT090410-GM-I	PR1535	SCMT090405-GM-E	CA520D	S125DRV1062409 GM KIT	\$580.00
			SCMT090410-SM-I	PR1535	SCMT090405-SM-E	PR1225	S125DRV1062409 SM KIT	
S125DRV1125-6-09	1.125"	1.250"	SCMT090410-GM-I	PR1535	SCMT090405-GM-E	CA520D	S125DRV1125409 GM KIT	\$580.00
			SCMT090410-SM-I	PR1535	SCMT090405-SM-E	PR1225	S125DRV1125409 SM KIT	
S125DRV1188-6-09	1.188"	1.250"	SCMT090410-GM-I	PR1535	SCMT090405-GM-E	CA520D	S125DRV1188409 GM KIT	\$580.00
			SCMT090410-SM-I	PR1535	SCMT090405-SM-E	PR1225	S125DRV1188409 SM KIT	
S150DRV1250-6-09	1.250"	1.500"	SCMT090410-GM-I	PR1535	SCMT090405-GM-E	CA520D	S150DRV1250409 GM KIT	\$580.00
			SCMT090410-SM-I	PR1535	SCMT090405-SM-E	PR1225	S150DRV1250409 SM KIT	
NEW S150DRV1312-6-11	1.312"	1.500"	SCMT110410-GM-I	PR1535	SCMT110406-GM-E	CA520D	S150DRV1312411 GM KIT	\$650.00
			SCMT110410-SM-I	PR1535	SCMT110406-SM-E	PR1225	S150DRV1312411 SM KIT	
NEW S150DRV1375-6-11	1.375"	1.500"	SCMT110410-GM-I	PR1535	SCMT110406-GM-E	CA520D	S150DRV1375411 GM KIT	\$650.00
			SCMT110410-SM-I	PR1535	SCMT110406-SM-E	PR1225	S150DRV1375411 SM KIT	
NEW S150DRV1438-6-11	1.438"	1.500"	SCMT110410-GM-I	PR1535	SCMT110406-GM-E	CA520D	S150DRV1438411 GM KIT	\$650.00
			SCMT110410-SM-I	PR1535	SCMT110406-SM-E	PR1225	S150DRV1438411 SM KIT	
NEW S150DRV1500-6-11	1.500"	1.500"	SCMT110410-GM-I	PR1535	SCMT110406-GM-E	CA520D	S150DRV1500411 GM KIT	\$650.00
			SCMT110410-SM-I	PR1535	SCMT110406-SM-E	PR1225	S150DRV1500411 SM KIT	

Estimated Cutting Tolerance (6D)

Applicable Insert Information Page 19

ØDc	Estimated Cutting Tolerance (in)
Ø0.500" - Ø1.500"	+0.018 0

These values are estimates.
These values may change due to
machine, workpiece, clamping power,
and cutting conditions


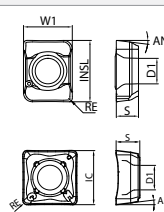

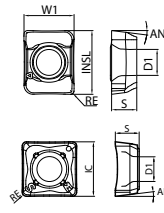
All 2019 Summer / Fall Offers Valid through December 31, 2019

All promotional items are available exclusively through Authorized North American Kyocera Precision Tool Distributors.

Please use specified Promo Code or Kit Part Number when placing orders. To locate a distributor visit www.kyoceraprecisiontools.com/locate. Prices shown valid in U.S. only.

DRV Inserts

Choose (10) Inserts for the Outside Edge and (10) Inserts for the Inside Edge

Usage Classification		P	Carbon Steel / Alloy Steel				☆	★	★			
			Tool Steel				☆	★	★			
★ : 1st Recommendation (High Speed and Highly Efficient Machining) ☆ : 2nd Recommendation (Stable Machining Oriented)		M	Stainless Steel				☆	★	★			
			K	Cast Iron				☆		★		
Insert	Insert Pocket	Part Number		Dimensions (in)				Angle	MEGACOAT	CVD Coated Carbide	MEGACOAT NANO	
			IC W1/INSL	S	D1	RE	AN	PR1225	CA520D	PR1535		
 General Purpose	 Outer Edge	LCMT	030203-GM-E	0.173/0.218	0.079	0.091	0.012	7°		●		
		SCMT	040205-GM-E	0.189	0.087	0.094	0.020			●		
			050205-GM-E	0.207	0.102	0.094	0.020			●		
			060205-GM-E	0.252	0.110	0.114	0.020			●		
			070305-GM-E	0.301	0.126	0.138	0.020			●		
			090405-GM-E	0.358	0.161	0.157	0.020			●		
			110406-GM-E	0.433	0.177	0.181	0.024			●		
		LCMT	030203-SM-E	0.173/0.218	0.079	0.091	0.012			●		
		SCMT	040205-SM-E	0.189	0.087	0.094	0.020			●		
			050205-SM-E	0.207	0.102	0.094	0.020			●		
	060205-SM-E	0.252	0.110	0.114	0.020		●					
	070305-SM-E	0.301	0.126	0.138	0.020		●					
	090405-SM-E	0.358	0.161	0.157	0.020		●					
	110406-SM-E	0.433	0.177	0.181	0.024		●					
 Stainless Steel	 Inner Edge	LCMT	030205-GM-I	0.164/0.221	0.079	0.091	0.020	7°			●	
		SCMT	040209-GM-I	0.197	0.087	0.094	0.035				●	
			050210-GM-I	0.224	0.102	0.094	0.039				●	
			060210-GM-I	0.272	0.110	0.114	0.039				●	
			070310-GM-I	0.323	0.126	0.138	0.039				●	
			090410-GM-I	0.386	0.161	0.157	0.039				●	
			110410-GM-I	0.469	0.177	0.181	0.039				●	
		LCMT	030205-SM-I	0.164/0.221	0.079	0.091	0.020					●
		SCMT	040209-SM-I	0.197	0.087	0.094	0.035					●
			050210-SM-I	0.224	0.102	0.094	0.039					●
	060210-SM-I	0.272	0.110	0.114	0.039				●			
	070310-SM-I	0.323	0.126	0.138	0.039				●			
	090410-SM-I	0.386	0.161	0.157	0.039				●			
	110410-SM-I	0.469	0.177	0.181	0.039				●			

-E : Outer Edge Insert
 -I : Inner Edge Insert
 *LCMT03... is a 2-edge insert

● : Standard Item

Insert Grade Selection Guide

Select CVD for the outer edge when performing high speed and high efficiency drilling and for abrasion resistance and long tool life.
 Select PVD MEGACOAT for the outer edge for stable machining and a better surface finish.
 PVD MEGACOAT is recommended for the outer edge if chattering occurs, machining with lathe, or if cutting conditions cannot be increased to the recommended speed for CVD.

1st Recommendation

(High Speed and High Efficiency Machining)

Outer Edge : CVD(CA520D)

Inner Edge : PVD (PR1535)




Stable Machining Oriented

(1st Recommendation for Lathe Machining)

Outer Edge : PVD (PR1225)

Inner Edge : PVD (PR1535)





DRA Magic Drill Kits

High Efficiency and Low Cutting Force Modular Drill

Excellent Hole Accuracy


S-curve reduces thrust force and controls vibration

Fine Chip Breaking Even in Deep Hole Drilling Applications

Optimized chip thinning for stable chip evacuation

Long Tool Life and Stable Machining of Various Workpieces

MEGACOAT NANO grade PR1535 is used to machine various materials from steel to stainless steel



HIGH-FEED MILLING

DRILLING

TURNING

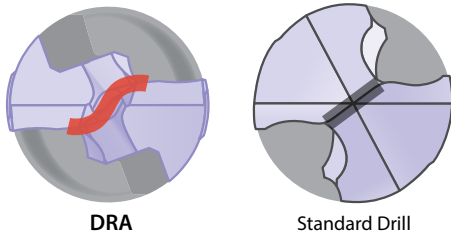
GROOVING & CUT-OFF

SOLID ROUND TOOLS

1 Low Cutting Force Design Improves Hole Accuracy

The special chisel edge with S-curve reduces thrust force and controls vibration.

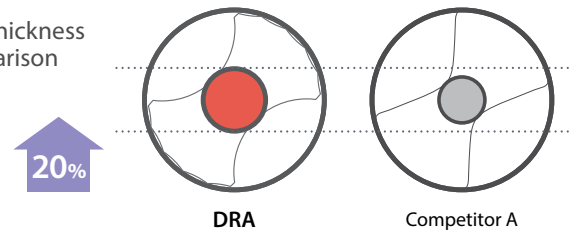
Cutting Edge Image



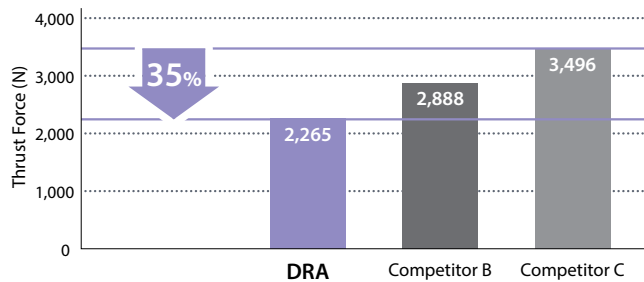
2 Optimal Web Thickness Limits Deflection

The hole accuracy is improved by controlling drill deflection with a 20% thicker web compared with Competitor A.

Web Thickness Comparison

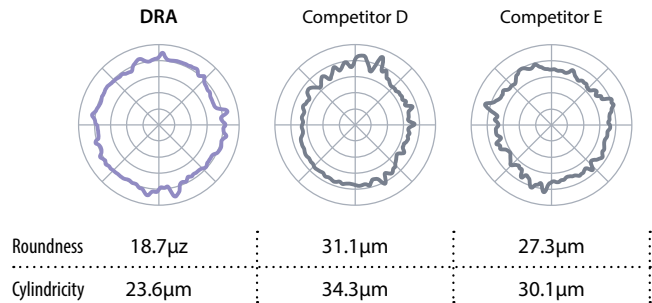


Low Cutting Force Comparison (In-house Evaluation)



Cutting Conditions : Vc = 390sfm, f = 0.010ipr, Drilling Diameter Ø0.551" , Drilling Depth 1.772" , Wet

Roundness · Cylindricity Comparison (In-house Evaluation)



Cutting Conditions : Vc = 390sfm, f = 0.012ipr, Drilling Diameter Ø0.551", Measurement Position 2.165", Wet Workpiece : 1049 Steel

All 2019 Summer / Fall Offers Valid through December 31, 2019

All promotional items are available exclusively through Authorized North American Kyocera Precision Tool Distributors.

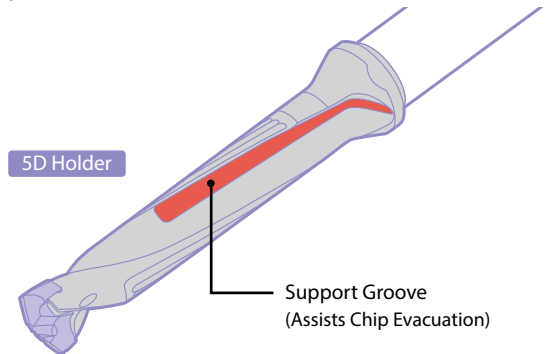
Please use specified Promo Code or Kit Part Number when placing orders. To locate a distributor visit www.kyoceraprecisiontools.com/locate. Prices shown valid in U.S. only.

3 Fine Chip Breaking Even in Deep Hole Drilling Applications

Optimized chip thinning for stable chip evacuation

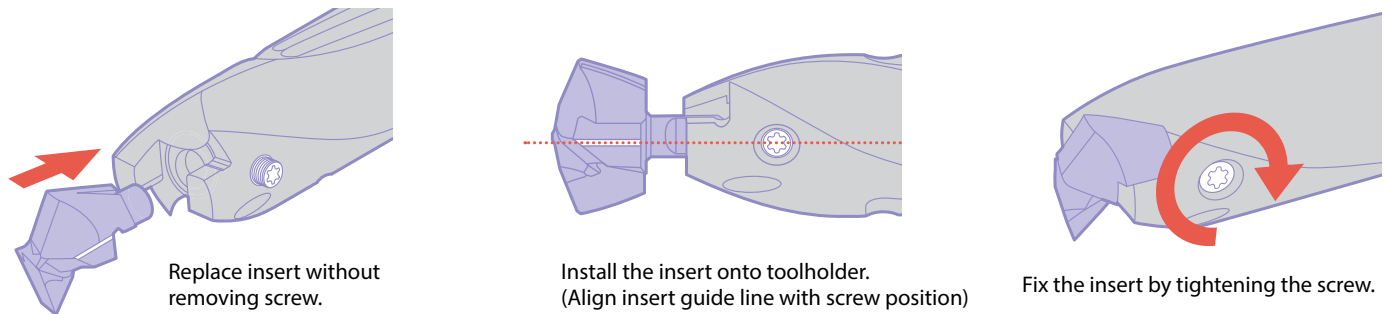
Support groove with wider flute (5D, 8D) enables smooth chip evacuation

Chip Comparison
(Internal Evaluation)



4 Easy Insert Replacement

Replace insert without removing screw



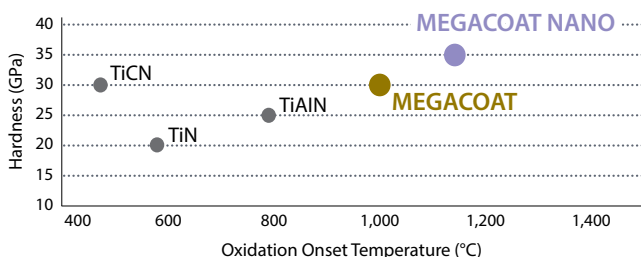
5 Long Tool Life and Stable Machining of Various Workpieces

MEGACOAT NANO grade PR1535 is used to machine various materials from steel to stainless steel, with the combination of a tough substrate and a special nano layer coating

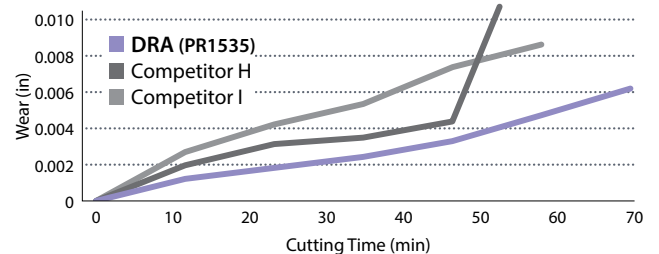
1st Recommendation

Steel PR1535	Cast Iron PR1525
-----------------	---------------------

Coating Properties



Wear Resistance Comparison
(Internal Evaluation)



Cutting Conditions : $V_c = 330$ sfm, $f = 0.010$ ipr,
Cutting Diameter 0.551", Drilling Depth 1.772", Wet
Workpiece : 4140H

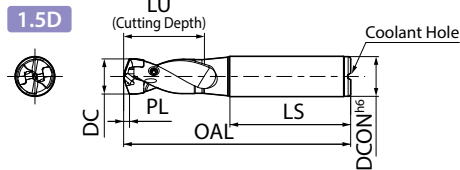
1.5D

Straight

DRA 1.5D Kits (Straight Shank)

Includes (1) Drill and (1) Insert

Choose your Drill Size and Insert Size



For PL dimension, reference insert dimension table.



HIGH-FEED MILLING

DRILLING

TURNING

GROOVING & CUT-OFF

SOLID ROUND TOOLS

Pick 1 Drill Body Part Number	Dimension (in)						Seat Size	Pick 1 Applicable Insert	Insert Grade	Kit Part Number (Use when Ordering)	U.S. Kit Price
	DC		DCON (h6)	OAL	LU	LS					
	in	mm									
SS0375-DRA080M-1.5	0.313	7.94	0.375	2.608	0.504	1.575	080	PR1535	SS0375DRA080M15 KIT1	\$200.00	
	0.315	8.00									SS0375DRA080M15 KIT2
	0.319	8.10									SS0375DRA080M15 KIT3
	0.322	8.18									SS0375DRA080M15 KIT4
	0.323	8.20									SS0375DRA080M15 KIT5
	0.327	8.30									SS0375DRA080M15 KIT6
	0.331	8.40									SS0375DRA080M15 KIT7
SS0375-DRA085M-1.5	0.335	8.50	0.375	2.657	0.531	1.575	085	PR1535	SS0375DRA085M15 KIT1	\$200.00	
	0.339	8.60							SS0375DRA085M15 KIT2		
	0.343	8.70							SS0375DRA085M15 KIT3		
	0.346	8.80							SS0375DRA085M15 KIT4		
	0.350	8.90							SS0375DRA085M15 KIT5		
SS0375-DRA090M-1.5	0.354	9.00	0.375	2.707	0.563	1.575	090	PR1535	SS0375DRA090M15 KIT1	\$200.00	
	0.358	9.10							SS0375DRA090M15 KIT2		
	0.362	9.20							SS0375DRA090M15 KIT3		
	0.366	9.30							SS0375DRA090M15 KIT4		
	0.370	9.40							SS0375DRA090M15 KIT5		
SS0500-DRA095M-1.5	0.374	9.50	0.500	2.953	0.591	1.772	095	PR1535	SS0500DRA095M15 KIT1	\$200.00	
	0.375	9.53							SS0500DRA095M15 KIT2		
	0.378	9.60							SS0500DRA095M15 KIT3		
	0.382	9.70							SS0500DRA095M15 KIT4		
	0.386	9.80							SS0500DRA095M15 KIT5		
	0.390	9.90							SS0500DRA095M15 KIT6		
SS0500-DRA100M-1.5	0.394	10.00	0.500	3.002	0.622	1.772	100	PR1535	SS0500DRA100M15 KIT1	\$200.00	
	0.398	10.10							SS0500DRA100M15 KIT2		
	0.402	10.20							SS0500DRA100M15 KIT3		
	0.406	10.30							SS0500DRA100M15 KIT4		
	0.409	10.40							SS0500DRA100M15 KIT5		
SS0500-DRA105M-1.5	0.413	10.50	0.500	3.051	0.650	1.772	105	PR1535	SS0500DRA105M15 KIT1	\$210.00	
	0.417	10.60							SS0500DRA105M15 KIT2		
	0.421	10.70							SS0500DRA105M15 KIT3		
	0.422	10.72							SS0500DRA105M15 KIT4		
	0.425	10.80							SS0500DRA105M15 KIT5		
	0.429	10.90							SS0500DRA105M15 KIT6		
SS0500-DRA110M-1.5	0.433	11.00	0.500	3.140	0.681	1.772	110	PR1535	SS0500DRA110M15 KIT1	\$210.00	
	0.437	11.10							SS0500DRA110M15 KIT2		
	0.441	11.20							SS0500DRA110M15 KIT3		
	0.445	11.30							SS0500DRA110M15 KIT4		
	0.449	11.40							SS0500DRA110M15 KIT5		

Applicable Insert Information Page 54~55

All 2019 Summer / Fall Offers Valid through December 31, 2019

All promotional items are available exclusively through Authorized North American Kyocera Precision Tool Distributors.

Please use specified Promo Code or Kit Part Number when placing orders. To locate a distributor visit www.kyoceraprecisiontools.com/locate. Prices shown valid in U.S. only.

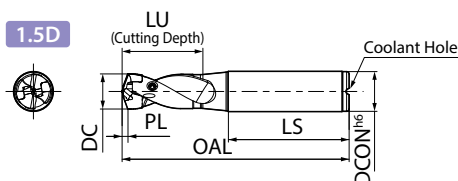
1.5D

Straight

DRA 1.5D Kits (Straight Shank)

Kit includes (1) Drill and (1) Insert

Choose your Drill Size and Insert Size



For PL dimension, reference insert dimension table.



Pick 1 Drill Body Part Number	Dimension (in)						Seat Size	Pick 1 Applicable Insert	Insert Grade	Kit Part Number (Use when Ordering)	U.S. Kit Price
	DC		DCON (h6)	OAL	LU	LS					
	in	mm									
SS0500-DRA115M-1.5	0.453	11.50	0.500	3.189	0.709	1.772	115	PR1535	SS0500DRA115M15 KIT1	\$210.00	
	0.457	11.60							SS0500DRA115M15 KIT2		
	0.461	11.70							SS0500DRA115M15 KIT3		
	0.465	11.80							SS0500DRA115M15 KIT4		
	0.469	11.90							SS0500DRA115M15 KIT5		
SS0625-DRA120M-1.5	0.472	12.00	0.625	3.356	0.740	1.890	120	PR1535	SS0625DRA120M15 KIT1	\$210.00	
	0.476	12.10							SS0625DRA120M15 KIT2		
	0.480	12.20							SS0625DRA120M15 KIT3		
	0.484	12.30							SS0625DRA120M15 KIT4		
	0.488	12.40							SS0625DRA120M15 KIT5		
SS0625-DRA125M-1.5	0.492	12.50	0.625	3.406	0.768	1.890	125	PR1535	SS0625DRA125M15 KIT1	\$210.00	
	0.496	12.60							SS0625DRA125M15 KIT2		
	0.500	12.70							SS0625DRA125M15 KIT3		
	0.504	12.80							SS0625DRA125M15 KIT4		
	0.508	12.90							SS0625DRA125M15 KIT5		
SS0625-DRA130M-1.5	0.512	13.00	0.625	3.455	0.799	1.890	130	PR1535	SS0625DRA130M15 KIT1	\$210.00	
	0.516	13.10							SS0625DRA130M15 KIT2		
	0.520	13.20							SS0625DRA130M15 KIT3		
	0.524	13.30							SS0625DRA130M15 KIT4		
	0.528	13.40							SS0625DRA130M15 KIT5		
SS0625-DRA135M-1.5	0.531	13.50	0.625	3.504	0.827	1.890	135	PR1535	SS0625DRA135M15 KIT1	\$210.00	
	0.535	13.60							SS0625DRA135M15 KIT2		
	0.539	13.70							SS0625DRA135M15 KIT3		
	0.543	13.80							SS0625DRA135M15 KIT4		
	0.547	13.90							SS0625DRA135M15 KIT5		
SS0625-DRA140M-1.5	0.551	14.00	0.625	3.553	0.858	1.890	140	PR1535	SS0625DRA140M15 KIT1	\$210.00	
	0.555	14.10							SS0625DRA140M15 KIT2		
	0.559	14.20							SS0625DRA140M15 KIT3		
	0.563	14.30							SS0625DRA140M15 KIT4		
	0.567	14.40							SS0625DRA140M15 KIT5		
SS0625-DRA145M-1.5	0.571	14.50	0.625	3.602	0.886	1.890	145	PR1535	SS0625DRA145M15 KIT1	\$210.00	
	0.575	14.60							SS0625DRA145M15 KIT2		
	0.578	14.68							SS0625DRA145M15 KIT3		
	0.579	14.70							SS0625DRA145M15 KIT4		
	0.583	14.80							SS0625DRA145M15 KIT5		
	0.590	14.90							SS0625DRA145M15 KIT6		

Applicable Insert Information Page 54~55

KYOCERA Precision Tools, Inc.

P: 800.823.7284 • F: 828.692.1344 • E: ctsales@kyocera.com

Official Website: www.kyoceraprecisiontools.com • Distributor Website: mykpti.kyocera.com

HIGH-FEED MILLING

DRILLING

TURNING

GROOVING & CUT-OFF

SOLID ROUND TOOLS

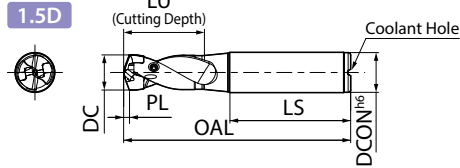
1.5D

Straight

DRA 1.5D Kits (Straight Shank)

Kit includes (1) Drill and (1) Insert

Choose your Drill Size and Insert Size



For PL dimension, reference insert dimension table.



HIGH-FEED MILLING

DRILLING

TURNING

GROOVING & CUT-OFF

SOLID ROUND TOOLS

Pick 1 Drill Body Part Number	Dimension (in)						Seat Size	Pick 1 Applicable Insert	Insert Grade	Kit Part Number (Use when Ordering)	U.S. Kit Price
	DC		DCON (h6)	OAL	LU	LS					
	in	mm									
SS0625-DRA150M-1.5	0.591	15.00	0.625	3.740	0.917	1.890	150	DA1500M-GM	PR1535	SS0625DRA150M15 KIT1	\$220.00
	0.594	15.10						DA1510M-GM		SS0625DRA150M15 KIT2	
	0.598	15.20						DA1520M-GM		SS0625DRA150M15 KIT3	
	0.602	15.30						DA1530M-GM		SS0625DRA150M15 KIT4	
	0.606	15.40						DA1540M-GM		SS0625DRA150M15 KIT5	
	0.610	15.50						DA1550M-GM		SS0625DRA150M15 KIT6	
	0.614	15.60						DA1560M-GM		SS0625DRA150M15 KIT7	
	0.618	15.70						DA1570M-GM		SS0625DRA150M15 KIT8	
	0.622	15.80						DA1588M-GM		SS0625DRA150M15 KIT9	
	0.625	15.88						DA1580M-GM		SS0625DRA150M15 KIT10	
	0.626	15.90						DA1590M-GM		SS0625DRA150M15 KIT11	
	SS0750-DRA160M-1.5	0.630						16.00		0.750	
0.634		16.10	DA1610M-GM	SS0750DRA160M15 KIT2							
0.638		16.20	DA1620M-GM	SS0750DRA160M15 KIT3							
0.642		16.30	DA1630M-GM	SS0750DRA160M15 KIT4							
0.646		16.40	DA1640M-GM	SS0750DRA160M15 KIT5							
0.650		16.50	DA1650M-GM	SS0750DRA160M15 KIT6							
0.654		16.60	DA1660M-GM	SS0750DRA160M15 KIT7							
0.656		16.67	DA1667M-GM	SS0750DRA160M15 KIT8							
0.657		16.70	DA1670M-GM	SS0750DRA160M15 KIT9							
0.661		16.80	DA1680M-GM	SS0750DRA160M15 KIT10							
0.665		16.90	DA1690M-GM	SS0750DRA160M15 KIT11							
SS0750-DRA170M-1.5		0.669	17.00	0.750	4.055	1.035	170	DA1700M-GM	PR1535		SS0750DRA170M15 KIT1
	0.673	17.10	DA1710M-GM					SS0750DRA170M15 KIT2			
	0.677	17.20	DA1720M-GM					SS0750DRA170M15 KIT3			
	0.681	17.30	DA1730M-GM					SS0750DRA170M15 KIT4			
	0.685	17.40	DA1740M-GM					SS0750DRA170M15 KIT5			
	0.687	17.46	DA1746M-GM					SS0750DRA170M15 KIT6			
	0.689	17.50	DA1750M-GM					SS0750DRA170M15 KIT7			
	0.693	17.60	DA1760M-GM					SS0750DRA170M15 KIT8			
	0.697	17.70	DA1770M-GM					SS0750DRA170M15 KIT9			
	0.701	17.80	DA1780M-GM					SS0750DRA170M15 KIT10			
	0.705	17.90	DA1790M-GM					SS0750DRA170M15 KIT11			
	SS0750-DRA180M-1.5	0.709	18.00					0.750		4.193	1.094
0.713		18.10	DA1810M-GM	SS0750DRA180M15 KIT2							
0.717		18.20	DA1820M-GM	SS0750DRA180M15 KIT3							
0.720		18.30	DA1830M-GM	SS0750DRA180M15 KIT4							
0.724		18.40	DA1840M-GM	SS0750DRA180M15 KIT5							
0.728		18.50	DA1850M-GM	SS0750DRA180M15 KIT6							
0.732		18.60	DA1860M-GM	SS0750DRA180M15 KIT7							
0.736		18.70	DA1870M-GM	SS0750DRA180M15 KIT8							
0.740		18.80	DA1880M-GM	SS0750DRA180M15 KIT9							
0.744		18.90	DA1890M-GM	SS0750DRA180M15 KIT10							

Applicable Insert Information Page 54~55

All 2019 Summer / Fall Offers Valid through December 31, 2019

All promotional items are available exclusively through Authorized North American Kyocera Precision Tool Distributors.

Please use specified Promo Code or Kit Part Number when placing orders. To locate a distributor visit www.kyoceraprecisiontools.com/locate. Prices shown valid in U.S. only.

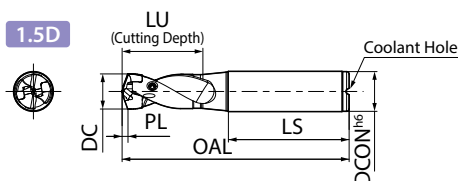
1.5D

Straight

DRA 1.5D Kits (Straight Shank)

Kit includes (1) Drill and (1) Insert

Choose your Drill Size and Insert Size



For PL dimension, reference insert dimension table.



Pick 1 Drill Body Part Number	Dimension (in)						Seat Size	Pick 1 Applicable Insert	Insert Grade	Kit Part Number (Use when Ordering)	U.S. Kit Price
	DC		DCON (h6)	OAL	LU	LS					
	in	mm									
SS1000-DRA190M-1.5	0.748	19.00	1.000	4.528	1.154	2.205	190	PR1535	SS1000DRA190M15 KIT1	\$260.00	
	0.750	19.05									SS1000DRA190M15 KIT2
	0.752	19.10									SS1000DRA190M15 KIT3
	0.756	19.20									SS1000DRA190M15 KIT4
	0.760	19.30									SS1000DRA190M15 KIT5
	0.764	19.40									SS1000DRA190M15 KIT6
	0.768	19.50									SS1000DRA190M15 KIT7
	0.772	19.60									SS1000DRA190M15 KIT8
	0.776	19.70									SS1000DRA190M15 KIT9
	0.780	19.80									SS1000DRA190M15 KIT10
	0.783	19.90									SS1000DRA190M15 KIT11
	SS1000-DRA200M-1.5	0.787									20.00
0.791		20.10	SS1000DRA200M15 KIT2								
0.795		20.20	SS1000DRA200M15 KIT3								
0.799		20.30	SS1000DRA200M15 KIT4								
0.803		20.40	SS1000DRA200M15 KIT5								
0.807		20.50	SS1000DRA200M15 KIT6								
0.811		20.60	SS1000DRA200M15 KIT7								
0.813		20.64	SS1000DRA200M15 KIT8								
0.815		20.70	SS1000DRA200M15 KIT9								
0.819		20.80	SS1000DRA200M15 KIT10								
0.823		20.90	SS1000DRA200M15 KIT11								
SS1000-DRA210M-1.5		0.827	21.00	1.000	4.724	1.272	2.205	210	PR1535	SS1000DRA210M15 KIT1	\$310.00
	0.846	21.50	SS1000DRA210M15 KIT2								
SS1000-DRA220M-1.5	0.866	22.00	1.000	4.862	1.331	2.205	220	PR1535	SS1000DRA220M15 KIT1	\$310.00	
	0.875	22.23							SS1000DRA220M15 KIT2		
	0.886	22.50							SS1000DRA220M15 KIT3		
SS1000-DRA230M-1.5	0.906	23.00	1.000	4.961	1.390	2.205	230	PR1535	SS1000DRA230M15 KIT1	\$330.00	
	0.925	23.50							SS1000DRA230M15 KIT2		
	0.937	23.81							SS1000DRA230M15 KIT3		
SS1000-DRA240M-1.5	0.945	24.00	1.000	5.059	1.449	2.205	240	PR1535	SS1000DRA240M15 KIT1	\$340.00	
	0.965	24.50							SS1000DRA240M15 KIT2		
SS1000-DRA250M-1.5	0.984	25.00	1.000	5.157	1.508	2.205	250	PR1535	SS1000DRA250M15 KIT1	\$370.00	
	1.000	25.40							SS1000DRA250M15 KIT2		
	1.004	25.50							SS1000DRA250M15 KIT3		

HIGH-FEED MILLING

DRILLING

TURNING

GROOVING & CUT-OFF

SOLID ROUND TOOLS

Applicable Insert Information Page 54~55

KYOCERA Precision Tools, Inc.

P: 800.823.7284 • F: 828.692.1344 • E: ctsales@kyocera.com

Official Website: www.kyoceraprecisiontools.com • Distributor Website: mykpti.kyocera.com

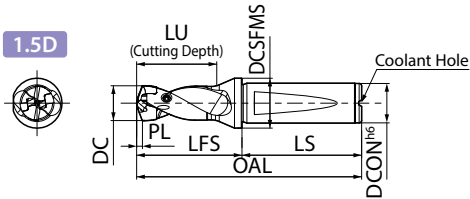
1.5D

Flange

DRA 1.5D Kits (Flange Shank)

Kit includes (1) Drill and (1) Insert

Choose your Drill Size and Insert Size



For PL dimension, reference insert dimension table.



HIGH-FEED MILLING

DRILLING

TURNING

GROOVING & CUT-OFF

SOLID ROUND TOOLS

Pick 1 Drill Body Part Number	Dimension (in)							Seat Size	Pick 1 Applicable Insert	Insert Grade	Kit Part Number (Use when Ordering)	U.S. Kit Price	
	DC		DCON (h6)	OAL	LFS	LU	LS						DCSFMS
	in	mm											
SF0500-DRA080M-1.5	0.313	7.94	0.500	2.805	1.033	0.504	1.772	0.630	080	PR1535	DA0794M-GM	SF0500DRA080M15 KIT1	\$200.00
	0.315	8.00									DA0800M-GM	SF0500DRA080M15 KIT2	
	0.319	8.10									DA0810M-GM	SF0500DRA080M15 KIT3	
	0.322	8.18									DA0818M-GM	SF0500DRA080M15 KIT4	
	0.323	8.20									DA0820M-GM	SF0500DRA080M15 KIT5	
	0.327	8.30									DA0830M-GM	SF0500DRA080M15 KIT6	
	0.331	8.40									DA0840M-GM	SF0500DRA080M15 KIT7	
	0.335	8.50									DA0850M-GM	SF0500DRA085M15 KIT1	
SF0500-DRA085M-1.5	0.339	8.60	0.500	2.854	1.083	0.531	1.772	0.630	085	PR1535	DA0860M-GM	SF0500DRA085M15 KIT2	\$200.00
	0.343	8.70									DA0870M-GM	SF0500DRA085M15 KIT3	
	0.346	8.80									DA0880M-GM	SF0500DRA085M15 KIT4	
	0.350	8.90									DA0890M-GM	SF0500DRA085M15 KIT5	
	0.354	9.00									DA0900M-GM	SF0500DRA090M15 KIT1	
SF0500-DRA090M-1.5	0.358	9.10	0.500	2.904	1.132	0.563	1.772	0.630	090	PR1535	DA0910M-GM	SF0500DRA090M15 KIT2	\$200.00
	0.362	9.20									DA0920M-GM	SF0500DRA090M15 KIT3	
	0.366	9.30									DA0930M-GM	SF0500DRA090M15 KIT4	
	0.370	9.40									DA0940M-GM	SF0500DRA090M15 KIT5	
	0.374	9.50									DA0950M-GM	SF0500DRA095M15 KIT1	
SF0500-DRA095M-1.5	0.375	9.53	0.500	2.953	1.181	0.591	1.772	0.630	095	PR1535	DA0953M-GM	SF0500DRA095M15 KIT2	\$200.00
	0.378	9.60									DA0960M-GM	SF0500DRA095M15 KIT3	
	0.382	9.70									DA0970M-GM	SF0500DRA095M15 KIT4	
	0.386	9.80									DA0980M-GM	SF0500DRA095M15 KIT5	
	0.390	9.90									DA0990M-GM	SF0500DRA095M15 KIT6	
	0.394	10.00									DA1000M-GM	SF0625DRA100M15 KIT1	
SF0625-DRA100M-1.5	0.398	10.10	0.625	3.120	1.230	0.622	1.890	0.787	100	PR1535	DA1010M-GM	SF0625DRA100M15 KIT2	\$200.00
	0.402	10.20									DA1020M-GM	SF0625DRA100M15 KIT3	
	0.406	10.30									DA1030M-GM	SF0625DRA100M15 KIT4	
	0.409	10.40									DA1040M-GM	SF0625DRA100M15 KIT5	
	0.413	10.50									DA1050M-GM	SF0625DRA105M15 KIT1	
SF0625-DRA105M-1.5	0.417	10.60	0.625	3.169	1.280	0.650	1.890	0.787	105	PR1535	DA1060M-GM	SF0625DRA105M15 KIT2	\$210.00
	0.421	10.70									DA1070M-GM	SF0625DRA105M15 KIT3	
	0.422	10.72									DA1072M-GM	SF0625DRA105M15 KIT4	
	0.425	10.80									DA1080M-GM	SF0625DRA105M15 KIT5	
	0.429	10.90									DA1090M-GM	SF0625DRA105M15 KIT6	
	0.433	11.00									DA1100M-GM	SF0625DRA110M15 KIT1	
SF0625-DRA110M-1.5	0.437	11.10	0.625	3.258	1.368	0.681	1.890	0.787	110	PR1535	DA1110M-GM	SF0625DRA110M15 KIT2	\$210.00
	0.441	11.20									DA1120M-GM	SF0625DRA110M15 KIT3	
	0.445	11.30									DA1130M-GM	SF0625DRA110M15 KIT4	
	0.449	11.40									DA1140M-GM	SF0625DRA110M15 KIT5	

Applicable Insert Information Page 54~55

All 2019 Summer / Fall Offers Valid through December 31, 2019

All promotional items are available exclusively through Authorized North American Kyocera Precision Tool Distributors.

Please use specified Promo Code or Kit Part Number when placing orders. To locate a distributor visit www.kyoceraprecisiontools.com/locate. Prices shown valid in U.S. only.

1.5D

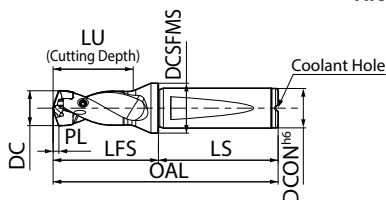
Flange

DRA 1.5D Kits (Flange Shank)

Kit includes (1) Drill and (1) Insert

Choose your Drill Size and Insert Size

1.5D



For PL dimension, reference insert dimension table.

Pick 1 Drill Body Part Number	Dimension (in)							Seat Size	Pick 1 Applicable Insert	Insert Grade	Kit Part Number (Use when Ordering)	U.S. Kit Price	
	DC in	DC mm	DCON (h6)	OAL	LFS	LU	LS						DCSFMS
SF0625-DRA115M-1.5	0.453	11.50	0.625	3.307	1.417	0.709	1.890	0.787	115	PR1535	DA1150M-GM	SF0625DRA115M15 KIT1	\$210.00
	0.457	11.60									DA1160M-GM	SF0625DRA115M15 KIT2	
	0.461	11.70									DA1170M-GM	SF0625DRA115M15 KIT3	
	0.465	11.80									DA1180M-GM	SF0625DRA115M15 KIT4	
	0.469	11.90									DA1190M-GM	SF0625DRA115M15 KIT5	
SF0625-DRA120M-1.5	0.472	12.00	0.625	3.356	1.467	0.740	1.890	0.787	120	PR1535	DA1200M-GM	SF0625DRA120M15 KIT1	\$210.00
	0.476	12.10									DA1210M-GM	SF0625DRA120M15 KIT2	
	0.480	12.20									DA1220M-GM	SF0625DRA120M15 KIT3	
	0.484	12.30									DA1230M-GM	SF0625DRA120M15 KIT4	
	0.488	12.40									DA1240M-GM	SF0625DRA120M15 KIT5	
SF0625-DRA125M-1.5	0.492	12.50	0.625	3.406	1.516	0.768	1.890	0.787	125	PR1535	DA1250M-GM	SF0625DRA125M15 KIT1	\$210.00
	0.496	12.60									DA1260M-GM	SF0625DRA125M15 KIT2	
	0.500	12.70									DA1270M-GM	SF0625DRA125M15 KIT3	
	0.504	12.80									DA1280M-GM	SF0625DRA125M15 KIT4	
	0.508	12.90									DA1290M-GM	SF0625DRA125M15 KIT5	
SF0625-DRA130M-1.5	0.512	13.00	0.625	3.455	1.565	0.799	1.890	0.787	130	PR1535	DA1300M-GM	SF0625DRA130M15 KIT1	\$210.00
	0.516	13.10									DA1310M-GM	SF0625DRA130M15 KIT2	
	0.520	13.20									DA1320M-GM	SF0625DRA130M15 KIT3	
	0.524	13.30									DA1330M-GM	SF0625DRA130M15 KIT4	
	0.528	13.40									DA1340M-GM	SF0625DRA130M15 KIT5	
SF0625-DRA135M-1.5	0.531	13.50	0.625	3.504	1.614	0.827	1.890	0.787	135	PR1535	DA1350M-GM	SF0625DRA135M15 KIT1	\$210.00
	0.535	13.60									DA1360M-GM	SF0625DRA135M15 KIT2	
	0.539	13.70									DA1370M-GM	SF0625DRA135M15 KIT3	
	0.543	13.80									DA1380M-GM	SF0625DRA135M15 KIT4	
	0.547	13.90									DA1390M-GM	SF0625DRA135M15 KIT5	
SF0625-DRA140M-1.5	0.551	14.00	0.625	3.553	1.663	0.858	1.890	0.787	140	PR1535	DA1400M-GM	SF0625DRA140M15 KIT1	\$210.00
	0.555	14.10									DA1410M-GM	SF0625DRA140M15 KIT2	
	0.559	14.20									DA1420M-GM	SF0625DRA140M15 KIT3	
	0.563	14.30									DA1430M-GM	SF0625DRA140M15 KIT4	
	0.567	14.40									DA1440M-GM	SF0625DRA140M15 KIT5	
SF0625-DRA145M-1.5	0.571	14.50	0.625	3.602	1.713	0.886	1.890	0.787	145	PR1535	DA1450M-GM	SF0625DRA145M15 KIT1	\$210.00
	0.575	14.60									DA1460M-GM	SF0625DRA145M15 KIT2	
	0.578	14.68									DA1468M-GM	SF0625DRA145M15 KIT3	
	0.579	14.70									DA1470M-GM	SF0625DRA145M15 KIT4	
	0.583	14.80									DA1480M-GM	SF0625DRA145M15 KIT5	
	0.590	14.90									DA1490M-GM	SF0625DRA145M15 KIT6	

Applicable Insert Information Page 54~55

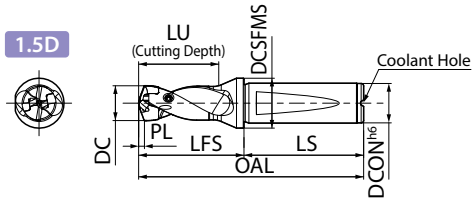
1.5D

Flange

DRA 1.5D Kits (Flange Shank)

Kit includes (1) Drill and (1) Insert

Choose your Drill Size and Insert Size



For PL dimension, reference insert dimension table.



HIGH-FEED MILLING

DRILLING

TURNING

GROOVING & CUT-OFF

SOLID ROUND TOOLS

Pick 1 Drill Body Part Number	Dimension (in)							Seat Size	Pick 1 Applicable Insert	Insert Grade	Kit Part Number (Use when Ordering)	U.S. Kit Price	
	DC		DCON (h6)	OAL	LFS	LU	LS						DCSFMS
in	mm												
SF0750-DRA150M-1.5	0.591	15.00	0.750	3.819	1.850	0.917	1.969	0.984	150	PR1535	DA1500M-GM	SF0750DRA150M15 KIT1	\$220.00
	0.594	15.10									DA1510M-GM	SF0750DRA150M15 KIT2	
	0.598	15.20									DA1520M-GM	SF0750DRA150M15 KIT3	
	0.602	15.30									DA1530M-GM	SF0750DRA150M15 KIT4	
	0.606	15.40									DA1540M-GM	SF0750DRA150M15 KIT5	
	0.610	15.50									DA1550M-GM	SF0750DRA150M15 KIT6	
	0.614	15.60									DA1560M-GM	SF0750DRA150M15 KIT7	
	0.618	15.70									DA1570M-GM	SF0750DRA150M15 KIT8	
	0.622	15.80									DA1588M-GM	SF0750DRA150M15 KIT9	
	0.625	15.88									DA1580M-GM	SF0750DRA150M15 KIT10	
	0.626	15.90									DA1590M-GM	SF0750DRA150M15 KIT11	
SF0750-DRA160M-1.5	0.630	16.00	0.750	3.957	1.988	0.976	1.969	0.984	160	PR1535	DA1600M-GM	SF0750DRA160M15 KIT1	\$220.00
	0.634	16.10									DA1610M-GM	SF0750DRA160M15 KIT2	
	0.638	16.20									DA1620M-GM	SF0750DRA160M15 KIT3	
	0.642	16.30									DA1630M-GM	SF0750DRA160M15 KIT4	
	0.646	16.40									DA1640M-GM	SF0750DRA160M15 KIT5	
	0.650	16.50									DA1650M-GM	SF0750DRA160M15 KIT6	
	0.654	16.60									DA1660M-GM	SF0750DRA160M15 KIT7	
	0.656	16.67									DA1667M-GM	SF0750DRA160M15 KIT8	
	0.657	16.70									DA1670M-GM	SF0750DRA160M15 KIT9	
	0.661	16.80									DA1680M-GM	SF0750DRA160M15 KIT10	
	0.665	16.90									DA1690M-GM	SF0750DRA160M15 KIT11	
SF0750-DRA170M-1.5	0.669	17.00	0.750	4.055	2.087	1.035	1.969	0.984	170	PR1535	DA1700M-GM	SF0750DRA170M15 KIT1	\$220.00
	0.673	17.10									DA1710M-GM	SF0750DRA170M15 KIT2	
	0.677	17.20									DA1720M-GM	SF0750DRA170M15 KIT3	
	0.681	17.30									DA1730M-GM	SF0750DRA170M15 KIT4	
	0.685	17.40									DA1740M-GM	SF0750DRA170M15 KIT5	
	0.687	17.46									DA1746M-GM	SF0750DRA170M15 KIT6	
	0.689	17.50									DA1750M-GM	SF0750DRA170M15 KIT7	
	0.693	17.60									DA1760M-GM	SF0750DRA170M15 KIT8	
	0.697	17.70									DA1770M-GM	SF0750DRA170M15 KIT9	
	0.701	17.80									DA1780M-GM	SF0750DRA170M15 KIT10	
	0.705	17.90									DA1790M-GM	SF0750DRA170M15 KIT11	
SF0750-DRA180M-1.5	0.709	18.00	0.750	4.193	2.224	1.094	1.969	0.984	180	PR1535	DA1800M-GM	SF0750DRA180M15 KIT1	\$260.00
	0.713	18.10									DA1810M-GM	SF0750DRA180M15 KIT2	
	0.717	18.20									DA1820M-GM	SF0750DRA180M15 KIT3	
	0.720	18.30									DA1830M-GM	SF0750DRA180M15 KIT4	
	0.724	18.40									DA1840M-GM	SF0750DRA180M15 KIT5	
	0.728	18.50									DA1850M-GM	SF0750DRA180M15 KIT6	
	0.732	18.60									DA1860M-GM	SF0750DRA180M15 KIT7	
	0.736	18.70									DA1870M-GM	SF0750DRA180M15 KIT8	
	0.740	18.80									DA1880M-GM	SF0750DRA180M15 KIT9	
	0.744	18.90									DA1890M-GM	SF0750DRA180M15 KIT10	

Applicable Insert Information Page 54~55

All 2019 Summer / Fall Offers Valid through December 31, 2019

All promotional items are available exclusively through Authorized North American Kyocera Precision Tool Distributors.

Please use specified Promo Code or Kit Part Number when placing orders. To locate a distributor visit www.kyoceraprecisiontools.com/locate. Prices shown valid in U.S. only.

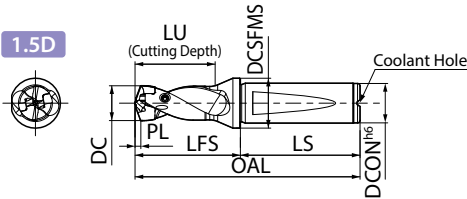
1.5D

Flange

DRA 1.5D Kits (Flange Shank)

Kit includes (1) Drill and (1) Insert

Choose your Drill Size and Insert Size



For PL dimension, reference insert dimension table.



Pick 1 Drill Body Part Number	Dimension (in)							Seat Size	Pick 1 Applicable Insert	Insert Grade	Kit Part Number (Use when Ordering)	U.S. Kit Price	
	DC in	DC mm	DCON (h6)	OAL	LFS	LU	LS						DCSFMS
SF0750-DRA190M-1.5	0.748	19.00	0.750	4.291	2.323	1.154	1.969	0.984	190	PR1535	DA1900M-GM	SF0750DRA190M15 KIT1	\$260.00
	0.750	19.05									DA1905M-GM	SF0750DRA190M15 KIT2	
	0.752	19.10									DA1910M-GM	SF0750DRA190M15 KIT3	
	0.756	19.20									DA1920M-GM	SF0750DRA190M15 KIT4	
	0.760	19.30									DA1930M-GM	SF0750DRA190M15 KIT5	
	0.764	19.40									DA1940M-GM	SF0750DRA190M15 KIT6	
	0.768	19.50									DA1950M-GM	SF0750DRA190M15 KIT7	
	0.772	19.60									DA1960M-GM	SF0750DRA190M15 KIT8	
	0.776	19.70									DA1970M-GM	SF0750DRA190M15 KIT9	
	0.780	19.80									DA1980M-GM	SF0750DRA190M15 KIT10	
	0.783	19.90									DA1990M-GM	SF0750DRA190M15 KIT11	
SF1000-DRA200M-1.5	0.787	20.00	1.000	4.626	2.421	1.213	2.205	1.260	200	PR1535	DA2000M-GM	SF1000DRA200M15 KIT1	\$310.00
	0.791	20.10									DA2010M-GM	SF1000DRA200M15 KIT2	
	0.795	20.20									DA2020M-GM	SF1000DRA200M15 KIT3	
	0.799	20.30									DA2030M-GM	SF1000DRA200M15 KIT4	
	0.803	20.40									DA2040M-GM	SF1000DRA200M15 KIT5	
	0.807	20.50									DA2050M-GM	SF1000DRA200M15 KIT6	
	0.811	20.60									DA2060M-GM	SF1000DRA200M15 KIT7	
	0.813	20.64									DA2064M-GM	SF1000DRA200M15 KIT8	
	0.815	20.70									DA2070M-GM	SF1000DRA200M15 KIT9	
	0.819	20.80									DA2080M-GM	SF1000DRA200M15 KIT10	
	0.823	20.90									DA2090M-GM	SF1000DRA200M15 KIT11	
SF1000-DRA210M-1.5	0.827	21.00	1.000	4.724	2.520	1.272	2.205	1.260	210	PR1535	DA2100M-GM	SF1000DRA210M15 KIT1	\$310.00
	0.846	21.50									DA2150M-GM	SF1000DRA210M15 KIT2	
SF1000-DRA220M-1.5	0.866	22.00	1.000	4.862	2.657	1.331	2.205	1.260	220	PR1535	DA2200M-GM	SF1000DRA220M15 KIT1	\$310.00
	0.875	22.23									DA2223M-GM	SF1000DRA220M15 KIT2	
0.886	22.50	DA2250M-GM	SF1000DRA220M15 KIT3										
SF1000-DRA230M-1.5	0.906	23.00	1.000	4.961	2.756	1.390	2.205	1.260	230	PR1535	DA2300M-GM	SF1000DRA230M15 KIT1	\$330.00
	0.925	23.50									DA2350M-GM	SF1000DRA230M15 KIT2	
	0.937	23.81									DA2381M-GM	SF1000DRA230M15 KIT3	
SF1000-DRA240M-1.5	0.945	24.00	1.000	5.059	2.854	1.449	2.205	1.260	240	PR1535	DA2400M-GM	SF1000DRA240M15 KIT1	\$340.00
	0.965	24.50									DA2450M-GM	SF1000DRA240M15 KIT2	
SF1000-DRA250M-1.5	0.984	25.00	1.000	5.157	2.953	1.508	2.205	1.260	250	PR1535	DA2500M-GM	SF1000DRA250M15 KIT1	\$370.00
	1.000	25.40									DA2540M-GM	SF1000DRA250M15 KIT2	
	1.004	25.50									DA2550M-GM	SF1000DRA250M15 KIT3	

HIGH-FEED MILLING

DRILLING

TURNING

GROOVING & CUT-OFF

SOLID ROUND TOOLS

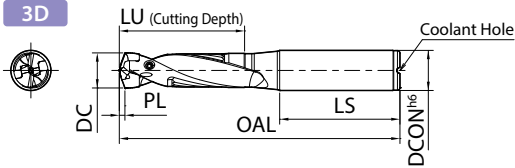
3D

Straight

DRA 3D Kits (Straight Shank)

Includes (1) Drill and (1) Insert

Choose your Drill Size and Insert Size



For PL dimension, reference insert dimension table.



HIGH-FEED MILLING

DRILLING

TURNING

GROOVING & CUT-OFF

SOLID ROUND TOOLS

Pick 1 Drill Body Part Number	Dimension (in)						Seat Size	Pick 1 Applicable Insert	Insert Grade	Kit Part Number (Use when Ordering)	U.S. Kit Price		
	DC		DCON (h6)	OAL	LU	LS							
	in	mm											
SS0375-DRA080M-3	0.313	7.94	0.375	3.110	1.004	1.575	080	DA0794M-GM	PR1535	SS0375DRA080M3 KIT1	\$210.00		
	0.315	8.00										DA0800M-GM	SS0375DRA080M3 KIT2
	0.319	8.10										DA0810M-GM	SS0375DRA080M3 KIT3
	0.322	8.18										DA0818M-GM	SS0375DRA080M3 KIT4
	0.323	8.20										DA0820M-GM	SS0375DRA080M3 KIT5
	0.327	8.30										DA0830M-GM	SS0375DRA080M3 KIT6
	0.331	8.40										DA0840M-GM	SS0375DRA080M3 KIT7
	0.335	8.50										DA0850M-GM	SS0375DRA085M3 KIT1
SS0375-DRA085M-3	0.339	8.60	0.375	3.189	1.063	1.575	085	DA0860M-GM	PR1535	SS0375DRA085M3 KIT2	\$210.00		
	0.343	8.70										DA0870M-GM	SS0375DRA085M3 KIT3
	0.346	8.80										DA0880M-GM	SS0375DRA085M3 KIT4
	0.350	8.90										DA0890M-GM	SS0375DRA085M3 KIT5
	0.354	9.00										DA0900M-GM	SS0375DRA090M3 KIT1
SS0375-DRA090M-3	0.358	9.10	0.375	3.268	1.122	1.575	090	DA0910M-GM	PR1535	SS0375DRA090M3 KIT2	\$210.00		
	0.362	9.20										DA0920M-GM	SS0375DRA090M3 KIT3
	0.366	9.30										DA0930M-GM	SS0375DRA090M3 KIT4
	0.370	9.40										DA0940M-GM	SS0375DRA090M3 KIT5
	0.374	9.50										DA0950M-GM	SS0500DRA095M3 KIT1
SS0500-DRA095M-3	0.375	9.53	0.500	3.543	1.181	1.772	095	DA0953M-GM	PR1535	SS0500DRA095M3 KIT2	\$210.00		
	0.378	9.60										DA0960M-GM	SS0500DRA095M3 KIT3
	0.382	9.70										DA0970M-GM	SS0500DRA095M3 KIT4
	0.386	9.80										DA0980M-GM	SS0500DRA095M3 KIT5
	0.390	9.90										DA0990M-GM	SS0500DRA095M3 KIT6
	0.394	10.00										DA1000M-GM	SS0500DRA100M3 KIT1
	0.398	10.10										DA1010M-GM	SS0500DRA100M3 KIT2
SS0500-DRA100M-3	0.402	10.20	0.500	3.622	1.240	1.772	100	DA1020M-GM	PR1535	SS0500DRA100M3 KIT3	\$210.00		
	0.406	10.30										DA1030M-GM	SS0500DRA100M3 KIT4
	0.409	10.40										DA1040M-GM	SS0500DRA100M3 KIT5
	0.413	10.50										DA1050M-GM	SS0500DRA105M3 KIT1
	0.417	10.60										DA1060M-GM	SS0500DRA105M3 KIT2
SS0500-DRA105M-3	0.421	10.70	0.500	3.701	1.299	1.772	105	DA1070M-GM	PR1535	SS0500DRA105M3 KIT3	\$230.00		
	0.422	10.72										DA1072M-GM	SS0500DRA105M3 KIT4
	0.425	10.80										DA1080M-GM	SS0500DRA105M3 KIT5
	0.429	10.90										DA1090M-GM	SS0500DRA105M3 KIT6
	0.433	11.00										DA1100M-GM	SS0500DRA110M3 KIT1
	0.437	11.10										DA1110M-GM	SS0500DRA110M3 KIT2
SS0500-DRA110M-3	0.441	11.20	0.500	3.819	1.358	1.772	110	DA1120M-GM	PR1535	SS0500DRA110M3 KIT3	\$230.00		
	0.445	11.30										DA1130M-GM	SS0500DRA110M3 KIT4
	0.449	11.40										DA1140M-GM	SS0500DRA110M3 KIT5

Applicable Insert Information Page 54~55

All 2019 Summer / Fall Offers Valid through December 31, 2019

All promotional items are available exclusively through Authorized North American Kyocera Precision Tool Distributors.

Please use specified Promo Code or Kit Part Number when placing orders. To locate a distributor visit www.kyoceraprecisiontools.com/locate. Prices shown valid in U.S. only.

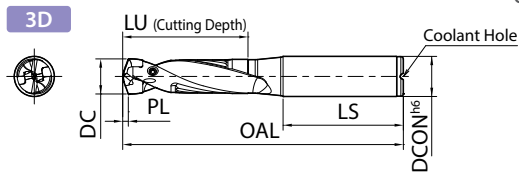
3D

Straight

DRA 3D Kits (Straight Shank)

Includes (1) Drill and (1) Insert

Choose your Drill Size and Insert Size



For PL dimension, reference insert dimension table.

Pick 1 Drill Body Part Number	Dimension (in)						Seat Size	Pick 1 Applicable Insert	Insert Grade	Kit Part Number (Use when Ordering)	U.S. Kit Price
	DC		DCON (h6)	OAL	LU	LS					
	in	mm									
SS0500-DRA115M-3	0.453	11.50	0.500	3.898	1.417	1.772	115	PR1535	SS0500DRA115M3 KIT1	\$230.00	
	0.457	11.60							SS0500DRA115M3 KIT2		
	0.461	11.70							SS0500DRA115M3 KIT3		
	0.465	11.80							SS0500DRA115M3 KIT4		
	0.469	11.90							SS0500DRA115M3 KIT5		
SS0625-DRA120M-3	0.472	12.00	0.625	4.094	1.476	1.890	120	PR1535	SS0625DRA120M3 KIT1	\$230.00	
	0.476	12.10							SS0625DRA120M3 KIT2		
	0.480	12.20							SS0625DRA120M3 KIT3		
	0.484	12.30							SS0625DRA120M3 KIT4		
	0.488	12.40							SS0625DRA120M3 KIT5		
SS0625-DRA125M-3	0.492	12.50	0.625	4.173	1.535	1.890	125	PR1535	SS0625DRA125M3 KIT1	\$230.00	
	0.496	12.60							SS0625DRA125M3 KIT2		
	0.500	12.70							SS0625DRA125M3 KIT3		
	0.504	12.80							SS0625DRA125M3 KIT4		
	0.508	12.90							SS0625DRA125M3 KIT5		
SS0625-DRA130M-3	0.512	13.00	0.625	4.252	1.594	1.890	130	PR1535	SS0625DRA130M3 KIT1	\$230.00	
	0.516	13.10							SS0625DRA130M3 KIT2		
	0.520	13.20							SS0625DRA130M3 KIT3		
	0.524	13.30							SS0625DRA130M3 KIT4		
	0.528	13.40							SS0625DRA130M3 KIT5		
SS0625-DRA135M-3	0.531	13.50	0.625	4.331	1.654	1.890	135	PR1535	SS0625DRA135M3 KIT1	\$230.00	
	0.535	13.60							SS0625DRA135M3 KIT2		
	0.539	13.70							SS0625DRA135M3 KIT3		
	0.543	13.80							SS0625DRA135M3 KIT4		
	0.547	13.90							SS0625DRA135M3 KIT5		
SS0625-DRA140M-3	0.551	14.00	0.625	4.409	1.713	1.890	140	PR1535	SS0625DRA140M3 KIT1	\$230.00	
	0.555	14.10							SS0625DRA140M3 KIT2		
	0.559	14.20							SS0625DRA140M3 KIT3		
	0.563	14.30							SS0625DRA140M3 KIT4		
	0.567	14.40							SS0625DRA140M3 KIT5		
SS0625-DRA145M-3	0.571	14.50	0.625	4.488	1.772	1.890	145	PR1535	SS0625DRA145M3 KIT1	\$230.00	
	0.575	14.60							SS0625DRA145M3 KIT2		
	0.578	14.68							SS0625DRA145M3 KIT3		
	0.579	14.70							SS0625DRA145M3 KIT4		
	0.583	14.80							SS0625DRA145M3 KIT5		
	0.590	14.90							SS0625DRA145M3 KIT6		

Applicable Insert Information Page 54~55

KYOCERA Precision Tools, Inc.

P: 800.823.7284 • F: 828.692.1344 • E: ctsales@kyocera.com

Official Website: www.kyoceraprecisiontools.com • Distributor Website: mykpti.kyocera.com

HIGH-FEED MILLING

DRILLING

TURNING

GROOVING & CUT-OFF

SOLID ROUND TOOLS

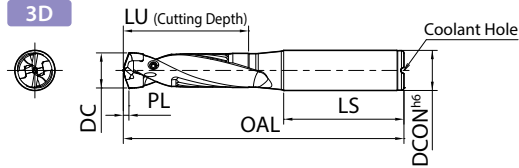
3D

Straight

DRA 3D Kits (Straight Shank)

Includes (1) Drill and (1) Insert

Choose your Drill Size and Insert Size



For PL dimension, reference insert dimension table.



HIGH-FEED MILLING

DRILLING

TURNING

GROOVING & CUT-OFF

SOLID ROUND TOOLS

Pick 1 Drill Body Part Number	Dimension (in)						Seat Size	Pick 1 Applicable Insert	Insert Grade	Kit Part Number (Use when Ordering)	U.S. Kit Price
	DC		DCON (h6)	OAL	LU	LS					
	in	mm									
SS0625-DRA150M-3	0.591	15.00	0.625	4.685	1.890	1.890	150	PR1535	SS0625DRA150M3 KIT1	\$250.00	
	0.594	15.10									
	0.598	15.20									
	0.602	15.30									
	0.606	15.40									
	0.610	15.50									
	0.614	15.60									
	0.618	15.70									
	0.622	15.80									
	0.625	15.88									
	0.626	15.90									
	0.630	16.00									
	0.634	16.10									
SS0750-DRA160M-3	0.638	16.20	0.750	4.961	2.008	1.969	160	PR1535	SS0750DRA160M3 KIT1	\$250.00	
	0.642	16.30									
	0.646	16.40									
	0.650	16.50									
	0.654	16.60									
	0.656	16.67									
	0.657	16.70									
	0.661	16.80									
	0.665	16.90									
	0.669	17.00									
	0.673	17.10									
SS0750-DRA170M-3	0.677	17.20	0.750	5.118	2.126	1.969	170	PR1535	SS0750DRA170M3 KIT1	\$250.00	
	0.681	17.30									
	0.685	17.40									
	0.687	17.46									
	0.689	17.50									
	0.693	17.60									
	0.697	17.70									
	0.701	17.80									
	0.705	17.90									
	0.709	18.00									
	0.713	18.10									
SS0750-DRA180M-3	0.717	18.20	0.750	5.315	2.244	1.969	180	PR1535	SS0750DRA180M3 KIT1	\$310.00	
	0.720	18.30									
	0.724	18.40									
	0.728	18.50									
	0.732	18.60									
	0.736	18.70									
	0.740	18.80									
	0.744	18.90									
	0.748	19.00									
	0.752	19.10									
	0.756	19.20									

Applicable Insert Information Page 54-55

All 2019 Summer / Fall Offers Valid through December 31, 2019

All promotional items are available exclusively through Authorized North American Kyocera Precision Tool Distributors.

Please use specified Promo Code or Kit Part Number when placing orders. To locate a distributor visit www.kyoceraprecisiontools.com/locate. Prices shown valid in U.S. only.

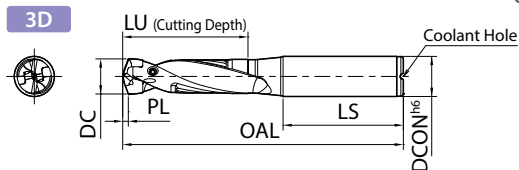
3D

Straight

DRA 3D Kits (Straight Shank)

Includes (1) Drill and (1) Insert

Choose your Drill Size and Insert Size



For PL dimension, reference insert dimension table.



Pick 1 Drill Body Part Number	Dimension (in)					Seat Size	Pick 1 Applicable Insert	Insert Grade	Kit Part Number (Use when Ordering)	U.S. Kit Price
	DC		DCON (h6)	OAL	LU					
	in	mm								
SS1000-DRA190M-3	0.748	19.00	1.000	5.472	2.362	2.205	190	PR1535	SS1000DRA190M3 KIT1	\$310.00
	0.750	19.05							SS1000DRA190M3 KIT2	
	0.752	19.10							SS1000DRA190M3 KIT3	
	0.756	19.20							SS1000DRA190M3 KIT4	
	0.760	19.30							SS1000DRA190M3 KIT5	
	0.764	19.40							SS1000DRA190M3 KIT6	
	0.768	19.50							SS1000DRA190M3 KIT7	
	0.772	19.60							SS1000DRA190M3 KIT8	
	0.776	19.70							SS1000DRA190M3 KIT9	
	0.780	19.80							SS1000DRA190M3 KIT10	
	0.783	19.90							SS1000DRA190M3 KIT11	
	SS1000-DRA200M-3	0.787							20.00	
0.791		20.10	SS1000DRA200M3 KIT2							
0.795		20.20	SS1000DRA200M3 KIT3							
0.799		20.30	SS1000DRA200M3 KIT4							
0.803		20.40	SS1000DRA200M3 KIT5							
0.807		20.50	SS1000DRA200M3 KIT6							
0.811		20.60	SS1000DRA200M3 KIT7							
0.813		20.64	SS1000DRA200M3 KIT8							
0.815		20.70	SS1000DRA200M3 KIT9							
0.819		20.80	SS1000DRA200M3 KIT10							
0.823		20.90	SS1000DRA200M3 KIT11							
SS1000-DRA210M-3		0.827	21.00	1.000	6.024	2.598	2.205	210	PR1535	SS1000DRA210M3 KIT1
	0.846	21.50	SS1000DRA210M3 KIT2							
SS1000-DRA220M-3	0.866	22.00	1.000	6.220	2.717	2.205	220	PR1535	SS1000DRA220M3 KIT1	\$360.00
	0.875	22.23							SS1000DRA220M3 KIT2	
	0.886	22.50							SS1000DRA220M3 KIT3	
SS1000-DRA230M-3	0.906	23.00	1.000	6.378	2.835	2.205	230	PR1535	SS1000DRA230M3 KIT1	\$360.00
	0.925	23.50							SS1000DRA230M3 KIT2	
	0.937	23.81							SS1000DRA230M3 KIT3	
SS1000-DRA240M-3	0.945	24.00	1.000	6.535	2.953	2.205	240	PR1535	SS1000DRA240M3 KIT1	\$390.00
	0.965	24.50							SS1000DRA240M3 KIT2	
SS1000-DRA250M-3	0.984	25.00	1.000	6.693	3.070	2.205	250	PR1535	SS1000DRA250M3 KIT1	\$430.00
	1.000	25.40							SS1000DRA250M3 KIT2	
	1.004	25.50							SS1000DRA250M3 KIT3	

HIGH-FEED MILLING

DRILLING

TURNING

GROOVING & CUT-OFF

SOLID ROUND TOOLS

3D

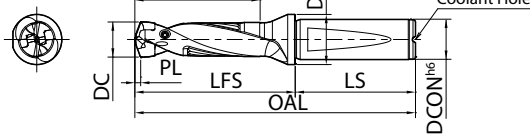
Flange

DRA 3D Kits (Flange Shank)

Kit includes (1) Drill and (1) Insert

Choose your Drill Size and Insert Size

3D



For PL dimension, reference insert dimension table.



HIGH-FEED MILLING

DRILLING

TURNING

GROOVING & CUT-OFF

SOLID ROUND TOOLS

Pick 1 Drill Body Part Number	Dimension (in)							Seat Size	Pick 1 Applicable Insert	Insert Grade	Kit Part Number (Use when Ordering)	U.S. Kit Price	
	DC in	DC mm	DCON (h6)	OAL	LFS	LU	LS						DCSFMS
SF0500-DRA080M-3	0.313	7.94	0.500	3.307	1.535	1.004	1.772	0.630	080	PR1535	DA0794M-GM	SF0500DRA080M3 KIT1	\$220.00
	0.315	8.00									DA0800M-GM	SF0500DRA080M3 KIT2	
	0.319	8.10									DA0810M-GM	SF0500DRA080M3 KIT3	
	0.322	8.18									DA0818M-GM	SF0500DRA080M3 KIT4	
	0.323	8.20									DA0820M-GM	SF0500DRA080M3 KIT5	
	0.327	8.30									DA0830M-GM	SF0500DRA080M3 KIT6	
	0.331	8.40									DA0840M-GM	SF0500DRA080M3 KIT7	
	0.335	8.50									DA0850M-GM	SF0500DRA085M3 KIT1	
SF0500-DRA085M-3	0.339	8.60	0.500	3.386	1.614	1.063	1.772	0.630	085	PR1535	DA0860M-GM	SF0500DRA085M3 KIT2	\$220.00
	0.343	8.70									DA0870M-GM	SF0500DRA085M3 KIT3	
	0.346	8.80									DA0880M-GM	SF0500DRA085M3 KIT4	
	0.350	8.90									DA0890M-GM	SF0500DRA085M3 KIT5	
	0.354	9.00									DA0900M-GM	SF0500DRA090M3 KIT1	
SF0500-DRA090M-3	0.358	9.10	0.500	3.465	1.693	1.122	1.772	0.630	090	PR1535	DA0910M-GM	SF0500DRA090M3 KIT2	\$220.00
	0.362	9.20									DA0920M-GM	SF0500DRA090M3 KIT3	
	0.366	9.30									DA0930M-GM	SF0500DRA090M3 KIT4	
	0.370	9.40									DA0940M-GM	SF0500DRA090M3 KIT5	
	0.374	9.50									DA0950M-GM	SF0500DRA095M3 KIT1	
SF0500-DRA095M-3	0.375	9.53	0.500	3.543	1.772	1.181	1.772	0.630	095	PR1535	DA0953M-GM	SF0500DRA095M3 KIT2	\$220.00
	0.378	9.60									DA0960M-GM	SF0500DRA095M3 KIT3	
	0.382	9.70									DA0970M-GM	SF0500DRA095M3 KIT4	
	0.386	9.80									DA0980M-GM	SF0500DRA095M3 KIT5	
	0.390	9.90									DA0990M-GM	SF0500DRA095M3 KIT6	
	0.394	10.00									DA1000M-GM	SF0625DRA100M3 KIT1	
SF0625-DRA100M-3	0.398	10.10	0.625	3.740	1.850	1.240	1.890	0.787	100	PR1535	DA1010M-GM	SF0625DRA100M3 KIT2	\$220.00
	0.402	10.20									DA1020M-GM	SF0625DRA100M3 KIT3	
	0.406	10.30									DA1030M-GM	SF0625DRA100M3 KIT4	
	0.409	10.40									DA1040M-GM	SF0625DRA100M3 KIT5	
	0.413	10.50									DA1050M-GM	SF0625DRA105M3 KIT1	
SF0625-DRA105M-3	0.417	10.60	0.625	3.819	1.929	1.299	1.890	0.787	105	PR1535	DA1060M-GM	SF0625DRA105M3 KIT2	\$240.00
	0.421	10.70									DA1070M-GM	SF0625DRA105M3 KIT3	
	0.422	10.72									DA1072M-GM	SF0625DRA105M3 KIT4	
	0.425	10.80									DA1080M-GM	SF0625DRA105M3 KIT5	
	0.429	10.90									DA1090M-GM	SF0625DRA105M3 KIT6	
	0.433	11.00									DA1100M-GM	SF0625DRA110M3 KIT1	
SF0625-DRA110M-3	0.437	11.10	0.625	3.937	2.047	1.358	1.890	0.787	110	PR1535	DA1110M-GM	SF0625DRA110M3 KIT2	\$240.00
	0.441	11.20									DA1120M-GM	SF0625DRA110M3 KIT3	
	0.445	11.30									DA1130M-GM	SF0625DRA110M3 KIT4	
	0.449	11.40									DA1140M-GM	SF0625DRA110M3 KIT5	

Applicable Insert Information Page 54~55

All 2019 Summer / Fall Offers Valid through December 31, 2019

All promotional items are available exclusively through Authorized North American Kyocera Precision Tool Distributors.

Please use specified Promo Code or Kit Part Number when placing orders. To locate a distributor visit www.kyoceraprecisiontools.com/locate. Prices shown valid in U.S. only.

3D

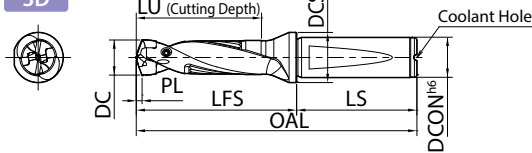
Flange

DRA 3D Kits (Flange Shank)

Kit includes (1) Drill and (1) Insert

Choose your Drill Size and Insert Size

3D



For PL dimension, reference insert dimension table.



Pick 1 Drill Body Part Number	Dimension (in)							Seat Size	Pick 1 Applicable Insert	Insert Grade	Kit Part Number (Use when Ordering)	U.S. Kit Price	
	DC in	DC mm	DCON (h6)	OAL	LFS	LU	LS						DCSFMS
SF0625-DRA115M-3	0.453	11.50	0.625	4.016	2.126	1.417	1.890	0.787	115	PR1535	DA1150M-GM	SF0625DRA115M3 KIT1	\$240.00
	0.457	11.60									DA1160M-GM	SF0625DRA115M3 KIT2	
	0.461	11.70									DA1170M-GM	SF0625DRA115M3 KIT3	
	0.465	11.80									DA1180M-GM	SF0625DRA115M3 KIT4	
	0.469	11.90									DA1190M-GM	SF0625DRA115M3 KIT5	
SF0625-DRA120M-3	0.472	12.00	0.625	4.094	2.205	1.476	1.890	0.787	120	PR1535	DA1200M-GM	SF0625DRA120M3 KIT1	\$240.00
	0.476	12.10									DA1210M-GM	SF0625DRA120M3 KIT2	
	0.480	12.20									DA1220M-GM	SF0625DRA120M3 KIT3	
	0.484	12.30									DA1230M-GM	SF0625DRA120M3 KIT4	
	0.488	12.40									DA1240M-GM	SF0625DRA120M3 KIT5	
SF0625-DRA125M-3	0.492	12.50	0.625	4.173	2.283	1.535	1.890	0.787	125	PR1535	DA1250M-GM	SF0625DRA125M3 KIT1	\$240.00
	0.496	12.60									DA1260M-GM	SF0625DRA125M3 KIT2	
	0.500	12.70									DA1270M-GM	SF0625DRA125M3 KIT3	
	0.504	12.80									DA1280M-GM	SF0625DRA125M3 KIT4	
	0.508	12.90									DA1290M-GM	SF0625DRA125M3 KIT5	
SF0625-DRA130M-3	0.512	13.00	0.625	4.252	2.362	1.594	1.890	0.787	130	PR1535	DA1300M-GM	SF0625DRA130M3 KIT1	\$240.00
	0.516	13.10									DA1310M-GM	SF0625DRA130M3 KIT2	
	0.520	13.20									DA1320M-GM	SF0625DRA130M3 KIT3	
	0.524	13.30									DA1330M-GM	SF0625DRA130M3 KIT4	
	0.528	13.40									DA1340M-GM	SF0625DRA130M3 KIT5	
SF0625-DRA135M-3	0.531	13.50	0.625	4.331	2.441	1.654	1.890	0.787	135	PR1535	DA1350M-GM	SF0625DRA135M3 KIT1	\$240.00
	0.535	13.60									DA1360M-GM	SF0625DRA135M3 KIT2	
	0.539	13.70									DA1370M-GM	SF0625DRA135M3 KIT3	
	0.543	13.80									DA1380M-GM	SF0625DRA135M3 KIT4	
	0.547	13.90									DA1390M-GM	SF0625DRA135M3 KIT5	
SF0625-DRA140M-3	0.551	14.00	0.625	4.409	2.520	1.713	1.890	0.787	140	PR1535	DA1400M-GM	SF0625DRA140M3 KIT1	\$240.00
	0.555	14.10									DA1410M-GM	SF0625DRA140M3 KIT2	
	0.559	14.20									DA1420M-GM	SF0625DRA140M3 KIT3	
	0.563	14.30									DA1430M-GM	SF0625DRA140M3 KIT4	
	0.567	14.40									DA1440M-GM	SF0625DRA140M3 KIT5	
SF0625-DRA145M-3	0.571	14.50	0.625	4.488	2.598	1.772	1.890	0.787	145	PR1535	DA1450M-GM	SF0625DRA145M3 KIT1	\$240.00
	0.575	14.60									DA1460M-GM	SF0625DRA145M3 KIT2	
	0.578	14.68									DA1468M-GM	SF0625DRA145M3 KIT3	
	0.579	14.70									DA1470M-GM	SF0625DRA145M3 KIT4	
	0.583	14.80									DA1480M-GM	SF0625DRA145M3 KIT5	
	0.590	14.90									DA1490M-GM	SF0625DRA145M3 KIT6	

Applicable Insert Information Page 54~55

3D

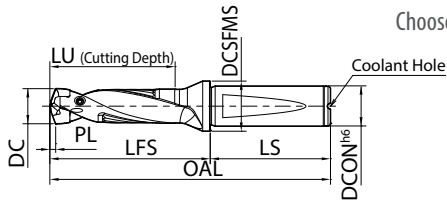
Flange

DRA 3D Kits (Flange Shank)

Kit includes (1) Drill and (1) Insert

Choose your Drill Size and Insert Size

3D



For PL dimension, reference insert dimension table.



HIGH-FEED MILLING

DRILLING

TURNING

GROOVING & CUT-OFF

SOLID ROUND TOOLS

Pick 1 Drill Body Part Number	Dimension (in)							Seat Size	Pick 1 Applicable Insert	Insert Grade	Kit Part Number (Use when Ordering)	U.S. Kit Price											
	DC		DCON (h6)	OAL	LFS	LU	LS						DCSFMS										
	in	mm																					
SF0750-DRA150M-3	0.591	15.00	0.750	4.764	2.795	1.890	1.969	0.984	150	PR1535	DA1500M-GM	SF0750DRA150M3 KIT1	\$250.00										
	0.594	15.10									DA1510M-GM	SF0750DRA150M3 KIT2											
	0.598	15.20									DA1520M-GM	SF0750DRA150M3 KIT3											
	0.602	15.30									DA1530M-GM	SF0750DRA150M3 KIT4											
	0.606	15.40									DA1540M-GM	SF0750DRA150M3 KIT5											
	0.610	15.50									DA1550M-GM	SF0750DRA150M3 KIT6											
	0.614	15.60									DA1560M-GM	SF0750DRA150M3 KIT7											
	0.618	15.70									DA1570M-GM	SF0750DRA150M3 KIT8											
	0.622	15.80									DA1588M-GM	SF0750DRA150M3 KIT9											
	0.625	15.88									DA1580M-GM	SF0750DRA150M3 KIT10											
	0.626	15.90									DA1590M-GM	SF0750DRA150M3 KIT11											
	SF0750-DRA160M-3	0.630									16.00	0.750		4.961	2.992	2.008	1.969	0.984	160	PR1535	DA1600M-GM	SF0750DRA160M3 KIT1	\$260.00
		0.634									16.10										DA1610M-GM	SF0750DRA160M3 KIT2	
0.638		16.20	DA1620M-GM	SF0750DRA160M3 KIT3																			
0.642		16.30	DA1630M-GM	SF0750DRA160M3 KIT4																			
0.646		16.40	DA1640M-GM	SF0750DRA160M3 KIT5																			
0.650		16.50	DA1650M-GM	SF0750DRA160M3 KIT6																			
0.654		16.60	DA1660M-GM	SF0750DRA160M3 KIT7																			
0.656		16.67	DA1667M-GM	SF0750DRA160M3 KIT8																			
0.657		16.70	DA1670M-GM	SF0750DRA160M3 KIT9																			
0.661		16.80	DA1680M-GM	SF0750DRA160M3 KIT10																			
0.665		16.90	DA1690M-GM	SF0750DRA160M3 KIT11																			
SF0750-DRA170M-3		0.669	17.00	0.750	5.118	3.150	2.126	1.969	0.984	170	PR1535		DA1700M-GM								SF0750DRA170M3 KIT1	\$260.00	
		0.673	17.10										DA1710M-GM								SF0750DRA170M3 KIT2		
	0.677	17.20	DA1720M-GM									SF0750DRA170M3 KIT3											
	0.681	17.30	DA1730M-GM									SF0750DRA170M3 KIT4											
	0.685	17.40	DA1740M-GM									SF0750DRA170M3 KIT5											
	0.687	17.46	DA1746M-GM									SF0750DRA170M3 KIT6											
	0.689	17.50	DA1750M-GM									SF0750DRA170M3 KIT7											
	0.693	17.60	DA1760M-GM									SF0750DRA170M3 KIT8											
	0.697	17.70	DA1770M-GM									SF0750DRA170M3 KIT9											
	0.701	17.80	DA1780M-GM									SF0750DRA170M3 KIT10											
	0.705	17.90	DA1790M-GM									SF0750DRA170M3 KIT11											
	SF0750-DRA180M-3	0.709	18.00									0.750	5.315	3.346	2.244	1.969	0.984	180	PR1535	DA1800M-GM	SF0750DRA180M3 KIT1		\$310.00
		0.713	18.10																	DA1810M-GM	SF0750DRA180M3 KIT2		
0.717		18.20	DA1820M-GM	SF0750DRA180M3 KIT3																			
0.720		18.30	DA1830M-GM	SF0750DRA180M3 KIT4																			
0.724		18.40	DA1840M-GM	SF0750DRA180M3 KIT5																			
0.728		18.50	DA1850M-GM	SF0750DRA180M3 KIT6																			
0.732		18.60	DA1860M-GM	SF0750DRA180M3 KIT7																			
0.736		18.70	DA1870M-GM	SF0750DRA180M3 KIT8																			
0.740		18.80	DA1880M-GM	SF0750DRA180M3 KIT9																			
0.744		18.90	DA1890M-GM	SF0750DRA180M3 KIT10																			

Applicable Insert Information Page 54-55

All 2019 Summer / Fall Offers Valid through December 31, 2019

All promotional items are available exclusively through Authorized North American Kyocera Precision Tool Distributors.

Please use specified Promo Code or Kit Part Number when placing orders. To locate a distributor visit www.kyoceraprecisiontools.com/locate. Prices shown valid in U.S. only.

3D

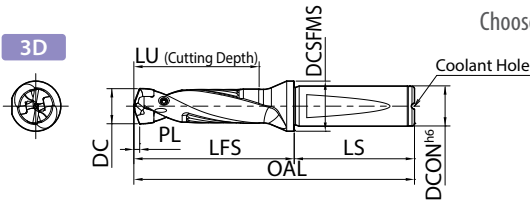
Flange

DRA 3D Kits (Flange Shank)

Kit includes (1) Drill and (1) Insert

Choose your Drill Size and Insert Size

3D



For PL dimension, reference insert dimension table.



Pick 1 Drill Body Part Number	Dimension (in)							Seat Size	Pick 1 Applicable Insert	Insert Grade	Kit Part Number (Use when Ordering)	U.S. Kit Price	
	DC in	DC mm	DCON (h6)	OAL	LFS	LU	LS						DCSFMS
SF0750-DRA190M-3	0.748	19.00	0.750	5.472	3.504	2.362	1.969	0.984	190	PR1535	DA1900M-GM	SF0750DRA190M3 KIT1	\$310.00
	0.750	19.05									DA1905M-GM	SF0750DRA190M3 KIT2	
	0.752	19.10									DA1910M-GM	SF0750DRA190M3 KIT3	
	0.756	19.20									DA1920M-GM	SF0750DRA190M3 KIT4	
	0.760	19.30									DA1930M-GM	SF0750DRA190M3 KIT5	
	0.764	19.40									DA1940M-GM	SF0750DRA190M3 KIT6	
	0.768	19.50									DA1950M-GM	SF0750DRA190M3 KIT7	
	0.772	19.60									DA1960M-GM	SF0750DRA190M3 KIT8	
	0.776	19.70									DA1970M-GM	SF0750DRA190M3 KIT9	
	0.780	19.80									DA1980M-GM	SF0750DRA190M3 KIT10	
	0.783	19.90									DA1990M-GM	SF0750DRA190M3 KIT11	
	SF1000-DRA200M-3	0.787									20.00	1.000	
0.791		20.10	DA2010M-GM	SF1000DRA200M3 KIT2									
0.795		20.20	DA2020M-GM	SF1000DRA200M3 KIT3									
0.799		20.30	DA2030M-GM	SF1000DRA200M3 KIT4									
0.803		20.40	DA2040M-GM	SF1000DRA200M3 KIT5									
0.807		20.50	DA2050M-GM	SF1000DRA200M3 KIT6									
0.811		20.60	DA2060M-GM	SF1000DRA200M3 KIT7									
0.813		20.64	DA2064M-GM	SF1000DRA200M3 KIT8									
0.815		20.70	DA2070M-GM	SF1000DRA200M3 KIT9									
0.819		20.80	DA2080M-GM	SF1000DRA200M3 KIT10									
0.823		20.90	DA2090M-GM	SF1000DRA200M3 KIT11									
SF1000-DRA210M-3		0.827	21.00	1.000	6.024	3.819	2.598	2.205	1.260	210	PR1535		DA2100M-GM
	0.846	21.50	DA2150M-GM									SF1000DRA210M3 KIT2	
SF1000-DRA220M-3	0.866	22.00	1.000	6.220	4.016	2.717	2.205	1.260	220	PR1535	DA2200M-GM	SF1000DRA220M3 KIT1	\$370.00
	0.875	22.23									DA2223M-GM	SF1000DRA220M3 KIT2	
	0.886	22.50									DA2250M-GM	SF1000DRA220M3 KIT3	
SF1000-DRA230M-3	0.906	23.00	1.000	6.378	4.173	2.835	2.205	1.260	230	PR1535	DA2300M-GM	SF1000DRA230M3 KIT1	\$400.00
	0.925	23.50									DA2350M-GM	SF1000DRA230M3 KIT2	
	0.937	23.81									DA2381M-GM	SF1000DRA230M3 KIT3	
SF1000-DRA240M-3	0.945	24.00	1.000	6.535	4.331	2.953	2.205	1.260	240	PR1535	DA2400M-GM	SF1000DRA240M3 KIT1	\$400.00
	0.965	24.50									DA2450M-GM	SF1000DRA240M3 KIT2	
SF1000-DRA250M-3	0.984	25.00	1.000	6.693	4.488	3.071	2.205	1.260	250	PR1535	DA2500M-GM	SF1000DRA250M3 KIT1	\$440.00
	1.000	25.40									DA2540M-GM	SF1000DRA250M3 KIT2	
	1.004	25.50									DA2550M-GM	SF1000DRA250M3 KIT3	

HIGH-FEED MILLING

DRILLING

TURNING

GROOVING & CUT-OFF

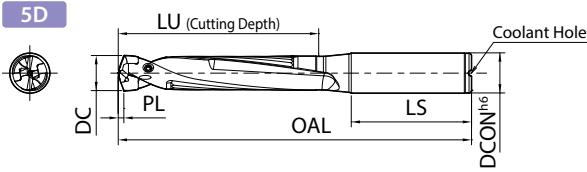
SOLID ROUND TOOLS

5D

DRA 5D Kits (Straight Shank)

Includes (1) Drill and (1) Insert

Choose your Drill Size and Insert Size



For PL dimension, reference insert dimension table.



HIGH-FEED MILLING

DRILLING

TURNING

GROOVING & CUT-OFF

SOLID ROUND TOOLS

Pick 1 Drill Body Part Number	Dimension (in)						Seat Size	Pick 1 Applicable Insert	Insert Grade	Kit Part Number (Use when Ordering)	U.S. Kit Price
	DC		DCON (h6)	OAL	LU	LS					
	in	mm									
SS0375-DRA080M-5	0.313	7.94	0.375	3.780	1.673	1.575	080	PR1535	SS0375DRA080M5 KIT1	\$250.00	
	0.315	8.00									
	0.319	8.10									
	0.322	8.18									
	0.323	8.20									
	0.327	8.30									
	0.331	8.40									
	0.335	8.50									
SS0375-DRA085M-5	0.339	8.60	0.375	3.898	1.772	1.575	085	PR1535	SS0375DRA085M5 KIT1	\$250.00	
	0.343	8.70							SS0375DRA085M5 KIT2		
	0.346	8.80							SS0375DRA085M5 KIT3		
	0.350	8.90							SS0375DRA085M5 KIT4		
	0.354	9.00							SS0375DRA085M5 KIT5		
SS0375-DRA090M-5	0.358	9.10	0.375	4.016	1.870	1.575	090	PR1535	SS0375DRA090M5 KIT1	\$250.00	
	0.362	9.20							SS0375DRA090M5 KIT2		
	0.366	9.30							SS0375DRA090M5 KIT3		
	0.370	9.40							SS0375DRA090M5 KIT4		
	0.374	9.50							SS0375DRA090M5 KIT5		
SS0500-DRA095M-5	0.375	9.53	0.500	4.331	1.969	1.772	095	PR1535	SS0500DRA095M5 KIT1	\$250.00	
	0.378	9.60							SS0500DRA095M5 KIT2		
	0.382	9.70							SS0500DRA095M5 KIT3		
	0.386	9.80							SS0500DRA095M5 KIT4		
	0.390	9.90							SS0500DRA095M5 KIT5		
	0.394	10.00							SS0500DRA095M5 KIT6		
SS0500-DRA100M-5	0.398	10.10	0.500	4.449	2.067	1.772	100	PR1535	SS0500DRA100M5 KIT1	\$250.00	
	0.402	10.20							SS0500DRA100M5 KIT2		
	0.406	10.30							SS0500DRA100M5 KIT3		
	0.409	10.40							SS0500DRA100M5 KIT4		
	0.413	10.50							SS0500DRA100M5 KIT5		
SS0500-DRA105M-5	0.417	10.60	0.500	4.567	2.165	1.772	105	PR1535	SS0500DRA105M5 KIT1	\$260.00	
	0.421	10.70							SS0500DRA105M5 KIT2		
	0.422	10.72							SS0500DRA105M5 KIT3		
	0.425	10.80							SS0500DRA105M5 KIT4		
	0.429	10.90							SS0500DRA105M5 KIT5		
	0.433	11.00							SS0500DRA105M5 KIT6		
SS0500-DRA110M-5	0.437	11.10	0.500	4.724	2.264	1.772	110	PR1535	SS0500DRA110M5 KIT1	\$260.00	
	0.441	11.20							SS0500DRA110M5 KIT2		
	0.445	11.30							SS0500DRA110M5 KIT3		
	0.449	11.40							SS0500DRA110M5 KIT4		
									SS0500DRA110M5 KIT5		

Applicable Insert Information Page 54-55

All 2019 Summer / Fall Offers Valid through December 31, 2019

All promotional items are available exclusively through Authorized North American Kyocera Precision Tool Distributors.

Please use specified Promo Code or Kit Part Number when placing orders. To locate a distributor visit www.kyoceraprecisiontools.com/locate. Prices shown valid in U.S. only.

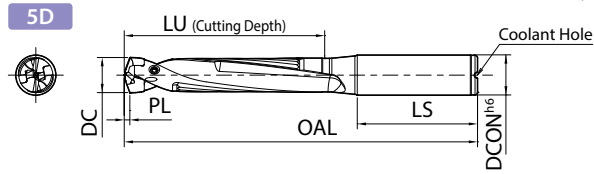
5D

Straight

DRA 5D Kits (Straight Shank)

Includes (1) Drill and (1) Insert

Choose your Drill Size and Insert Size



For PL dimension, reference insert dimension table.



Pick 1 Drill Body Part Number	Dimension (in)						Seat Size	Pick 1 Applicable Insert	Insert Grade	Kit Part Number (Use when Ordering)	U.S. Kit Price
	DC		DCON (h6)	OAL	LU	LS					
	in	mm									
SS0500-DRA115M-5	0.453	11.50	0.500	4.843	2.362	1.772	115	PR1535	SS0500DRA115M5 KIT1	\$260.00	
	0.457	11.60							SS0500DRA115M5 KIT2		
	0.461	11.70							SS0500DRA115M5 KIT3		
	0.465	11.80							SS0500DRA115M5 KIT4		
	0.469	11.90							SS0500DRA115M5 KIT5		
SS0625-DRA120M-5	0.472	12.00	0.625	5.079	2.461	1.890	120	PR1535	SS0625DRA120M5 KIT1	\$260.00	
	0.476	12.10							SS0625DRA120M5 KIT2		
	0.480	12.20							SS0625DRA120M5 KIT3		
	0.484	12.30							SS0625DRA120M5 KIT4		
	0.488	12.40							SS0625DRA120M5 KIT5		
SS0625-DRA125M-5	0.492	12.50	0.625	5.197	2.559	1.890	125	PR1535	SS0625DRA125M5 KIT1	\$260.00	
	0.496	12.60							SS0625DRA125M5 KIT2		
	0.500	12.70							SS0625DRA125M5 KIT3		
	0.504	12.80							SS0625DRA125M5 KIT4		
	0.508	12.90							SS0625DRA125M5 KIT5		
SS0625-DRA130M-5	0.512	13.00	0.625	5.315	2.657	1.890	130	PR1535	SS0625DRA130M5 KIT1	\$260.00	
	0.516	13.10							SS0625DRA130M5 KIT2		
	0.520	13.20							SS0625DRA130M5 KIT3		
	0.524	13.30							SS0625DRA130M5 KIT4		
	0.528	13.40							SS0625DRA130M5 KIT5		
SS0625-DRA135M-5	0.531	13.50	0.625	5.433	2.756	1.890	135	PR1535	SS0625DRA135M5 KIT1	\$260.00	
	0.535	13.60							SS0625DRA135M5 KIT2		
	0.539	13.70							SS0625DRA135M5 KIT3		
	0.543	13.80							SS0625DRA135M5 KIT4		
	0.547	13.90							SS0625DRA135M5 KIT5		
SS0625-DRA140M-5	0.551	14.00	0.625	5.551	2.854	1.890	140	PR1535	SS0625DRA140M5 KIT1	\$260.00	
	0.555	14.10							SS0625DRA140M5 KIT2		
	0.559	14.20							SS0625DRA140M5 KIT3		
	0.563	14.30							SS0625DRA140M5 KIT4		
	0.567	14.40							SS0625DRA140M5 KIT5		
SS0625-DRA145M-5	0.571	14.50	0.625	5.669	2.953	1.890	145	PR1535	SS0625DRA145M5 KIT1	\$260.00	
	0.575	14.60							SS0625DRA145M5 KIT2		
	0.578	14.68							SS0625DRA145M5 KIT3		
	0.579	14.70							SS0625DRA145M5 KIT4		
	0.583	14.80							SS0625DRA145M5 KIT5		
	0.590	14.90							SS0625DRA145M5 KIT6		

Applicable Insert Information Page 54~55

KYOCERA Precision Tools, Inc.

P: 800.823.7284 • F: 828.692.1344 • E: ctsales@kyocera.com

Official Website: www.kyoceraprecisiontools.com • Distributor Website: mykpti.kyocera.com

HIGH-FEED MILLING

DRILLING

TURNING

GROOVING & CUT-OFF

SOLID ROUND TOOLS

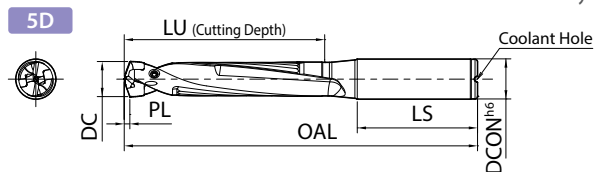
5D

Straight

DRA 5D Kits (Straight Shank)

Includes (1) Drill and (1) Insert

Choose your Drill Size and Insert Size



For PL dimension, reference insert dimension table.



Pick 1 Drill Body Part Number	Dimension (in)						Seat Size	Pick 1 Applicable Insert	Insert Grade	Kit Part Number (Use when Ordering)	U.S. Kit Price
	DC		DCON (h6)	OAL	LU	LS					
	in	mm									
SS1000-DRA190M-5	0.748	19.00	1.000	7.047	3.937	2.205	190	PR1535	SS1000DRA190M5 KIT1	\$340.00	
	0.750	19.05							SS1000DRA190M5 KIT2		
	0.752	19.10							SS1000DRA190M5 KIT3		
	0.756	19.20							SS1000DRA190M5 KIT4		
	0.760	19.30							SS1000DRA190M5 KIT5		
	0.764	19.40							SS1000DRA190M5 KIT6		
	0.768	19.50							SS1000DRA190M5 KIT7		
	0.772	19.60							SS1000DRA190M5 KIT8		
	0.776	19.70							SS1000DRA190M5 KIT9		
	0.780	19.80							SS1000DRA190M5 KIT10		
	0.783	19.90							SS1000DRA190M5 KIT11		
SS1000-DRA200M-5	0.787	20.00	1.000	7.520	4.134	2.205	200	PR1535	SS1000DRA200M5 KIT1	\$400.00	
	0.791	20.10							SS1000DRA200M5 KIT2		
	0.795	20.20							SS1000DRA200M5 KIT3		
	0.799	20.30							SS1000DRA200M5 KIT4		
	0.803	20.40							SS1000DRA200M5 KITS		
	0.807	20.50							SS1000DRA200M5 KIT6		
	0.811	20.60							SS1000DRA200M5 KIT7		
	0.813	20.64							SS1000DRA200M5 KIT8		
	0.815	20.70							SS1000DRA200M5 KIT9		
	0.819	20.80							SS1000DRA200M5 KIT10		
	0.823	20.90							SS1000DRA200M5 KIT11		
SS1000-DRA210M-5	0.827	21.00	1.000	7.756	4.331	2.205	210	PR1535	SS1000DRA210M5 KIT1	\$410.00	
	0.846	21.50							SS1000DRA210M5 KIT2		
SS1000-DRA220M-5	0.866	22.00	1.000	8.031	4.528	2.205	220	PR1535	SS1000DRA220M5 KIT1	\$410.00	
	0.875	22.23							SS1000DRA220M5 KIT2		
	0.886	22.50							SS1000DRA220M5 KIT3		
SS1000-DRA230M-5	0.906	23.00	1.000	8.268	4.724	2.205	230	PR1535	SS1000DRA230M5 KIT1	\$410.00	
	0.925	23.50							SS1000DRA230M5 KIT2		
	0.937	23.81							SS1000DRA230M5 KIT3		
SS1000-DRA240M-5	0.945	24.00	1.000	8.504	4.921	2.205	240	PR1535	SS1000DRA240M5 KIT1	\$450.00	
	0.965	24.50							SS1000DRA240M5 KIT2		
SS1000-DRA250M-5	0.984	25.00	1.000	8.740	5.116	2.205	250	PR1535	SS1000DRA250M5 KIT1	\$490.00	
	1.000	25.40							SS1000DRA250M5 KIT2		
	1.004	25.50							SS1000DRA250M5 KIT3		

HIGH-FEED MILLING

DRILLING

TURNING

GROOVING & CUT-OFF

SOLID ROUND TOOLS

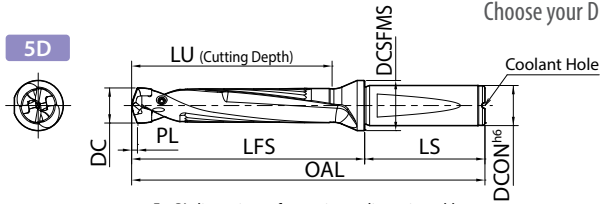
5D

Flange

DRA 5D Kits (Flange Shank)

Kit includes (1) Drill and (1) Insert

Choose your Drill Size and Insert Size



For PL dimension, reference insert dimension table.



HIGH-FEED MILLING

DRILLING

TURNING

GROOVING & CUT-OFF

SOLID ROUND TOOLS

Pick 1 Drill Body Part Number	Dimension (in)							Seat Size	Pick 1 Applicable Insert	Insert Grade	Kit Part Number (Use when Ordering)	U.S. Kit Price	
	DC in	DC mm	DCON (h6)	OAL	LFS	LU	LS						DCSFMS
SF0500-DRA080M-5	0.313	7.94	0.500	3.976	2.205	1.673	1.772	0.630	080	PR1535	DA0794M-GM	SF0500DRA080M5 KIT1	\$250.00
	0.315	8.00									DA0800M-GM	SF0500DRA080M5 KIT2	
	0.319	8.10									DA0810M-GM	SF0500DRA080M5 KIT3	
	0.322	8.18									DA0818M-GM	SF0500DRA080M5 KIT4	
	0.323	8.20									DA0820M-GM	SF0500DRA080M5 KIT5	
	0.327	8.30									DA0830M-GM	SF0500DRA080M5 KIT6	
	0.331	8.40									DA0840M-GM	SF0500DRA080M5 KIT7	
	0.335	8.50									DA0850M-GM	SF0500DRA085M5 KIT1	
SF0500-DRA085M-5	0.339	8.60	0.500	4.094	2.323	1.772	1.772	0.630	085	PR1535	DA0860M-GM	SF0500DRA085M5 KIT2	\$250.00
	0.343	8.70									DA0870M-GM	SF0500DRA085M5 KIT3	
	0.346	8.80									DA0880M-GM	SF0500DRA085M5 KIT4	
	0.350	8.90									DA0890M-GM	SF0500DRA085M5 KIT5	
	0.354	9.00									DA0900M-GM	SF0500DRA090M5 KIT1	
SF0500-DRA090M-5	0.358	9.10	0.500	4.213	2.441	1.870	1.772	0.630	090	PR1535	DA0910M-GM	SF0500DRA090M5 KIT2	\$260.00
	0.362	9.20									DA0920M-GM	SF0500DRA090M5 KIT3	
	0.366	9.30									DA0930M-GM	SF0500DRA090M5 KIT4	
	0.370	9.40									DA0940M-GM	SF0500DRA090M5 KIT5	
	0.374	9.50									DA0950M-GM	SF0500DRA095M5 KIT1	
SF0500-DRA095M-5	0.375	9.53	0.500	4.331	2.559	1.969	1.772	0.630	095	PR1535	DA0953M-GM	SF0500DRA095M5 KIT2	\$260.00
	0.378	9.60									DA0960M-GM	SF0500DRA095M5 KIT3	
	0.382	9.70									DA0970M-GM	SF0500DRA095M5 KIT4	
	0.386	9.80									DA0980M-GM	SF0500DRA095M5 KIT5	
	0.390	9.90									DA0990M-GM	SF0500DRA095M5 KIT6	
	0.394	10.00									DA1000M-GM	SF0625DRA100M5 KIT1	
SF0625-DRA100M-5	0.398	10.10	0.625	4.567	2.677	2.067	1.890	0.787	100	PR1535	DA1010M-GM	SF0625DRA100M5 KIT2	\$260.00
	0.402	10.20									DA1020M-GM	SF0625DRA100M5 KIT3	
	0.406	10.30									DA1030M-GM	SF0625DRA100M5 KIT4	
	0.409	10.40									DA1040M-GM	SF0625DRA100M5 KIT5	
	0.413	10.50									DA1050M-GM	SF0625DRA105M5 KIT1	
SF0625-DRA105M-5	0.417	10.60	0.625	4.685	2.795	2.165	1.890	0.787	105	PR1535	DA1060M-GM	SF0625DRA105M5 KIT2	\$270.00
	0.421	10.70									DA1070M-GM	SF0625DRA105M5 KIT3	
	0.422	10.72									DA1072M-GM	SF0625DRA105M5 KIT4	
	0.425	10.80									DA1080M-GM	SF0625DRA105M5 KIT5	
	0.429	10.90									DA1090M-GM	SF0625DRA105M5 KIT6	
	0.433	11.00									DA1100M-GM	SF0625DRA110M5 KIT1	
SF0625-DRA110M-5	0.437	11.10	0.625	4.843	2.953	2.264	1.890	0.787	110	PR1535	DA1110M-GM	SF0625DRA110M5 KIT2	\$270.00
	0.441	11.20									DA1120M-GM	SF0625DRA110M5 KIT3	
	0.445	11.30									DA1130M-GM	SF0625DRA110M5 KIT4	
	0.449	11.40									DA1140M-GM	SF0625DRA110M5 KIT5	

Applicable Insert Information Page 54~55

All 2019 Summer / Fall Offers Valid through December 31, 2019

All promotional items are available exclusively through Authorized North American Kyocera Precision Tool Distributors.

Please use specified Promo Code or Kit Part Number when placing orders. To locate a distributor visit www.kyoceraprecisiontools.com/locate. Prices shown valid in U.S. only.

5D

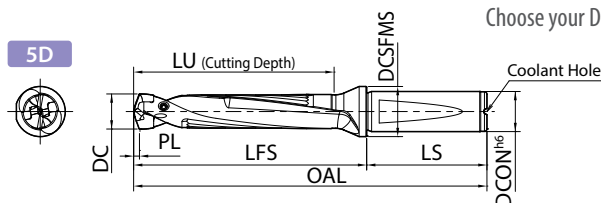
Flange

DRA 5D Kits (Flange Shank)

Kit includes (1) Drill and (1) Insert

Choose your Drill Size and Insert Size

5D



For PL dimension, reference insert dimension table.



Pick 1 Drill Body Part Number	Dimension (in)								Seat Size	Pick 1 Applicable Insert	Insert Grade	Kit Part Number (Use when Ordering)	U.S. Kit Price
	DC		DCON (h6)	OAL	LFS	LU	LS	DCSFMS					
	in	mm											
SF0625-DRA115M-5	0.453	11.50	0.625	4.961	3.071	2.362	1.890	0.787	115	PR1535	DA1150M-GM	SF0625DRA115M5 KIT1	\$270.00
	0.457	11.60									DA1160M-GM	SF0625DRA115M5 KIT2	
	0.461	11.70									DA1170M-GM	SF0625DRA115M5 KIT3	
	0.465	11.80									DA1180M-GM	SF0625DRA115M5 KIT4	
	0.469	11.90									DA1190M-GM	SF0625DRA115M5 KIT5	
SF0625-DRA120M-5	0.472	12.00	0.625	5.079	3.189	2.461	1.890	0.787	120	PR1535	DA1200M-GM	SF0625DRA120M5 KIT1	\$270.00
	0.476	12.10									DA1210M-GM	SF0625DRA120M5 KIT2	
	0.480	12.20									DA1220M-GM	SF0625DRA120M5 KIT3	
	0.484	12.30									DA1230M-GM	SF0625DRA120M5 KIT4	
	0.488	12.40									DA1240M-GM	SF0625DRA120M5 KIT5	
SF0625-DRA125M-5	0.492	12.50	0.625	5.197	3.307	2.559	1.890	0.787	125	PR1535	DA1250M-GM	SF0625DRA125M5 KIT1	\$270.00
	0.496	12.60									DA1260M-GM	SF0625DRA125M5 KIT2	
	0.500	12.70									DA1270M-GM	SF0625DRA125M5 KIT3	
	0.504	12.80									DA1280M-GM	SF0625DRA125M5 KIT4	
	0.508	12.90									DA1290M-GM	SF0625DRA125M5 KIT5	
SF0625-DRA130M-5	0.512	13.00	0.625	5.315	3.425	2.657	1.890	0.787	130	PR1535	DA1300M-GM	SF0625DRA130M5 KIT1	\$270.00
	0.516	13.10									DA1310M-GM	SF0625DRA130M5 KIT2	
	0.520	13.20									DA1320M-GM	SF0625DRA130M5 KIT3	
	0.524	13.30									DA1330M-GM	SF0625DRA130M5 KIT4	
	0.528	13.40									DA1340M-GM	SF0625DRA130M5 KIT5	
SF0625-DRA135M-5	0.531	13.50	0.625	5.433	3.543	2.756	1.890	0.787	135	PR1535	DA1350M-GM	SF0625DRA135M5 KIT1	\$270.00
	0.535	13.60									DA1360M-GM	SF0625DRA135M5 KIT2	
	0.539	13.70									DA1370M-GM	SF0625DRA135M5 KIT3	
	0.543	13.80									DA1380M-GM	SF0625DRA135M5 KIT4	
	0.547	13.90									DA1390M-GM	SF0625DRA135M5 KIT5	
SF0625-DRA140M-5	0.551	14.00	0.625	5.551	3.661	2.854	1.890	0.787	140	PR1535	DA1400M-GM	SF0625DRA140M5 KIT1	\$270.00
	0.555	14.10									DA1410M-GM	SF0625DRA140M5 KIT2	
	0.559	14.20									DA1420M-GM	SF0625DRA140M5 KIT3	
	0.563	14.30									DA1430M-GM	SF0625DRA140M5 KIT4	
	0.567	14.40									DA1440M-GM	SF0625DRA140M5 KIT5	
SF0625-DRA145M-5	0.571	14.50	0.625	5.669	3.780	2.953	1.890	0.787	145	PR1535	DA1450M-GM	SF0625DRA145M5 KIT1	\$280.00
	0.575	14.60									DA1460M-GM	SF0625DRA145M5 KIT2	
	0.578	14.68									DA1468M-GM	SF0625DRA145M5 KIT3	
	0.579	14.70									DA1470M-GM	SF0625DRA145M5 KIT4	
	0.583	14.80									DA1480M-GM	SF0625DRA145M5 KIT5	
	0.590	14.90									DA1490M-GM	SF0625DRA145M5 KIT6	

Applicable Insert Information Page 54~55

HIGH-FEED MILLING
DRILLING
TURNING
GROOVING & CUT-OFF
SOLID ROUND TOOLS

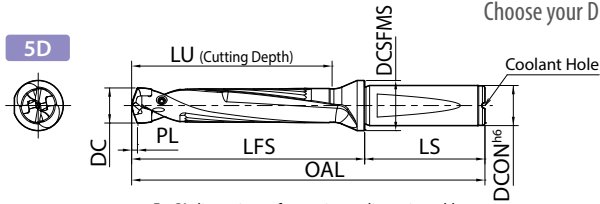
5D

Flange

DRA 5D Kits (Flange Shank)

Kit includes (1) Drill and (1) Insert

Choose your Drill Size and Insert Size



For PL dimension, reference insert dimension table.



HIGH-FEED MILLING

DRILLING

TURNING

GROOVING & CUT-OFF

SOLID ROUND TOOLS

Pick 1 Drill Body Part Number	Dimension (in)							Seat Size	Pick 1 Applicable Insert	Insert Grade	Kit Part Number (Use when Ordering)	U.S. Kit Price	
	DC		DCON (h6)	OAL	LFS	LU	LS						DCSFMS
in	mm												
SF0750-DRA150M-5	0.591	15.00	0.750	6.024	4.055	3.150	1.969	0.984	150	PR1535	DA1500M-GM	SF0750DRA150M5 KIT1	\$310.00
	0.594	15.10									DA1510M-GM	SF0750DRA150M5 KIT2	
	0.598	15.20									DA1520M-GM	SF0750DRA150M5 KIT3	
	0.602	15.30									DA1530M-GM	SF0750DRA150M5 KIT4	
	0.606	15.40									DA1540M-GM	SF0750DRA150M5 KIT5	
	0.610	15.50									DA1550M-GM	SF0750DRA150M5 KIT6	
	0.614	15.60									DA1560M-GM	SF0750DRA150M5 KIT7	
	0.618	15.70									DA1570M-GM	SF0750DRA150M5 KIT8	
	0.622	15.80									DA1588M-GM	SF0750DRA150M5 KIT9	
	0.625	15.88									DA1580M-GM	SF0750DRA150M5 KIT10	
	0.626	15.90									DA1590M-GM	SF0750DRA150M5 KIT11	
SF0750-DRA160M-5	0.630	16.00	0.750	6.299	4.331	3.346	1.969	0.984	160	PR1535	DA1600M-GM	SF0750DRA160M5 KIT1	\$310.00
	0.634	16.10									DA1610M-GM	SF0750DRA160M5 KIT2	
	0.638	16.20									DA1620M-GM	SF0750DRA160M5 KIT3	
	0.642	16.30									DA1630M-GM	SF0750DRA160M5 KIT4	
	0.646	16.40									DA1640M-GM	SF0750DRA160M5 KIT5	
	0.650	16.50									DA1650M-GM	SF0750DRA160M5 KIT6	
	0.654	16.60									DA1660M-GM	SF0750DRA160M5 KIT7	
	0.656	16.67									DA1667M-GM	SF0750DRA160M5 KIT8	
	0.657	16.70									DA1670M-GM	SF0750DRA160M5 KIT9	
	0.661	16.80									DA1680M-GM	SF0750DRA160M5 KIT10	
	0.665	16.90									DA1690M-GM	SF0750DRA160M5 KIT11	
SF0750-DRA170M-5	0.669	17.00	0.750	6.535	4.567	3.543	1.969	0.984	170	PR1535	DA1700M-GM	SF0750DRA170M5 KIT1	\$310.00
	0.673	17.10									DA1710M-GM	SF0750DRA170M5 KIT2	
	0.677	17.20									DA1720M-GM	SF0750DRA170M5 KIT3	
	0.681	17.30									DA1730M-GM	SF0750DRA170M5 KIT4	
	0.685	17.40									DA1740M-GM	SF0750DRA170M5 KIT5	
	0.687	17.46									DA1746M-GM	SF0750DRA170M5 KIT6	
	0.689	17.50									DA1750M-GM	SF0750DRA170M5 KIT7	
	0.693	17.60									DA1760M-GM	SF0750DRA170M5 KIT8	
	0.697	17.70									DA1770M-GM	SF0750DRA170M5 KIT9	
	0.701	17.80									DA1780M-GM	SF0750DRA170M5 KIT10	
	0.705	17.90									DA1790M-GM	SF0750DRA170M5 KIT11	
SF0750-DRA180M-5	0.709	18.00	0.750	6.811	4.843	3.740	1.969	0.984	180	PR1535	DA1800M-GM	SF0750DRA180M5 KIT1	\$360.00
	0.713	18.10									DA1810M-GM	SF0750DRA180M5 KIT2	
	0.717	18.20									DA1820M-GM	SF0750DRA180M5 KIT3	
	0.720	18.30									DA1830M-GM	SF0750DRA180M5 KIT4	
	0.724	18.40									DA1840M-GM	SF0750DRA180M5 KIT5	
	0.728	18.50									DA1850M-GM	SF0750DRA180M5 KIT6	
	0.732	18.60									DA1860M-GM	SF0750DRA180M5 KIT7	
	0.736	18.70									DA1870M-GM	SF0750DRA180M5 KIT8	
	0.740	18.80									DA1880M-GM	SF0750DRA180M5 KIT9	
	0.744	18.90									DA1890M-GM	SF0750DRA180M5 KIT10	

Applicable Insert Information Page 54-55

All 2019 Summer / Fall Offers Valid through December 31, 2019

All promotional items are available exclusively through Authorized North American Kyocera Precision Tool Distributors.

Please use specified Promo Code or Kit Part Number when placing orders. To locate a distributor visit www.kyoceraprecisiontools.com/locate. Prices shown valid in U.S. only.

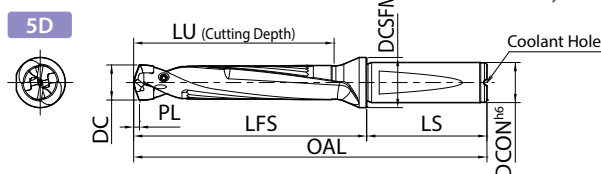
5D

Flange

DRA 5D Kits (Flange Shank)

Kit includes (1) Drill and (1) Insert

Choose your Drill Size and Insert Size



For PL dimension, reference insert dimension table.



Pick 1 Drill Body Part Number	Dimension (in)							Seat Size	Pick 1 Applicable Insert	Insert Grade	Kit Part Number (Use when Ordering)	U.S. Kit Price	
	DC in	DC mm	DCON (h6)	OAL	LFS	LU	LS						DCSFMS
SF0750-DRA190M-5	0.748	19.00	0.750	7.047	5.079	3.937	1.969	0.984	190	DA1900M-GM	PR1535	SF0750DRA190M5 KIT1	\$370.00
	0.750	19.05								DA1905M-GM		SF0750DRA190M5 KIT2	
	0.752	19.10								DA1910M-GM		SF0750DRA190M5 KIT3	
	0.756	19.20								DA1920M-GM		SF0750DRA190M5 KIT4	
	0.760	19.30								DA1930M-GM		SF0750DRA190M5 KIT5	
	0.764	19.40								DA1940M-GM		SF0750DRA190M5 KIT6	
	0.768	19.50								DA1950M-GM		SF0750DRA190M5 KIT7	
	0.772	19.60								DA1960M-GM		SF0750DRA190M5 KIT8	
	0.776	19.70								DA1970M-GM		SF0750DRA190M5 KIT9	
	0.780	19.80								DA1980M-GM		SF0750DRA190M5 KIT10	
	0.783	19.90								DA1990M-GM		SF0750DRA190M5 KIT11	
	SF1000-DRA200M-5	0.787								20.00		1.000	
0.791		20.10	DA2010M-GM	SF1000DRA200M5 KIT2									
0.795		20.20	DA2020M-GM	SF1000DRA200M5 KIT3									
0.799		20.30	DA2030M-GM	SF1000DRA200M5 KIT4									
0.803		20.40	DA2040M-GM	SF1000DRA200M5 KITS									
0.807		20.50	DA2050M-GM	SF1000DRA200M5 KIT6									
0.811		20.60	DA2060M-GM	SF1000DRA200M5 KIT7									
0.813		20.64	DA2064M-GM	SF1000DRA200M5 KIT8									
0.815		20.70	DA2070M-GM	SF1000DRA200M5 KIT9									
0.819		20.80	DA2080M-GM	SF1000DRA200M5 KIT10									
0.823		20.90	DA2090M-GM	SF1000DRA200M5 KIT11									
SF1000-DRA210M-5		0.827	21.00	1.000	7.756	5.551	4.331	2.205	1.260	210	DA2100M-GM		PR1535
	0.846	21.50	DA2150M-GM								SF1000DRA210M5 KIT2		
SF1000-DRA220M-5	0.866	22.00	1.000	8.031	5.827	4.528	2.205	1.260	220	DA2200M-GM	PR1535	SF1000DRA220M5 KIT1	\$430.00
	0.875	22.23								DA2223M-GM		SF1000DRA220M5 KIT2	
	0.886	22.50								DA2250M-GM		SF1000DRA220M5 KIT3	
SF1000-DRA230M-5	0.906	23.00	1.000	8.268	6.063	4.724	2.205	1.260	230	DA2300M-GM	PR1535	SF1000DRA230M5 KIT1	\$460.00
	0.925	23.50								DA2350M-GM		SF1000DRA230M5 KIT2	
	0.937	23.81								DA2381M-GM		SF1000DRA230M5 KIT3	
SF1000-DRA240M-5	0.945	24.00	1.000	8.504	6.299	4.921	2.205	1.260	240	DA2400M-GM	PR1535	SF1000DRA240M5 KIT1	\$470.00
	0.965	24.50								DA2450M-GM		SF1000DRA240M5 KIT2	
SF1000-DRA250M-5	0.984	25.00	1.000	8.740	6.535	5.116	2.205	1.260	250	DA2500M-GM	PR1535	SF1000DRA250M5 KIT1	\$510.00
	1.000	25.40								DA2540M-GM		SF1000DRA250M5 KIT2	
	1.004	25.50								DA2550M-GM		SF1000DRA250M5 KIT3	

HIGH-FEED MILLING

DRILLING

TURNING

GROOVING & CUT-OFF

SOLID ROUND TOOLS

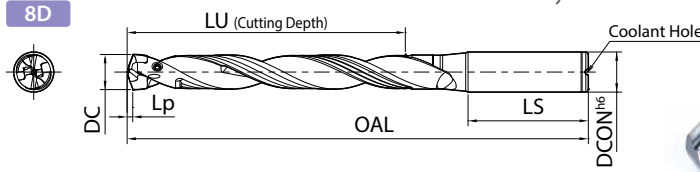
8D

Straight

DRA 8D Kits (Straight Shank)

Kit includes (1) Drill and (1) Insert

Choose your Drill Size and Insert Size



For PL dimension, reference insert dimension table.



HIGH-FEED MILLING

DRILLING

TURNING

GROOVING & CUT-OFF

SOLID ROUND TOOLS

Pick 1 Drill Body Part Number	Dimension (in)						Seat Size	Pick 1 Applicable Insert	Insert Grade	Kit Part Number (Use when Ordering)	U.S. Kit Price	
	DC		DCON (h6)	OAL	LU	LS						
	in	mm										
SS0375-DRA080M-8	0.313	7.94	0.375	4.764	2.677	1.575	080	DA0794M-GM	PR1535	SS0375DRA080M8 KIT1	\$290.00	
	0.315	8.00								DA0800M-GM		SS0375DRA080M8 KIT2
	0.319	8.10								DA0810M-GM		SS0375DRA080M8 KIT3
	0.322	8.18								DA0818M-GM		SS0375DRA080M8 KIT4
	0.323	8.20								DA0820M-GM		SS0375DRA080M8 KIT5
	0.327	8.30								DA0830M-GM		SS0375DRA080M8 KIT6
	0.331	8.40								DA0840M-GM		SS0375DRA080M8 KIT7
SS0375-DRA085M-8	0.335	8.50	0.375	4.961	2.835	1.575	085	DA0850M-GM	PR1535	SS0375DRA085M8 KIT1	\$290.00	
	0.339	8.60								DA0860M-GM		SS0375DRA085M8 KIT2
	0.343	8.70								DA0870M-GM		SS0375DRA085M8 KIT3
	0.346	8.80								DA0880M-GM		SS0375DRA085M8 KIT4
	0.350	8.90								DA0890M-GM		SS0375DRA085M8 KIT5
SS0375-DRA090M-8	0.354	9.00	0.375	5.118	2.992	1.575	090	DA0900M-GM	PR1535	SS0375DRA090M8 KIT1	\$290.00	
	0.358	9.10								DA0910M-GM		SS0375DRA090M8 KIT2
	0.362	9.20								DA0920M-GM		SS0375DRA090M8 KIT3
	0.366	9.30								DA0930M-GM		SS0375DRA090M8 KIT4
	0.370	9.40								DA0940M-GM		SS0375DRA090M8 KIT5
SS0500-DRA095M-8	0.374	9.50	0.500	5.512	3.150	1.772	095	DA0950M-GM	PR1535	SS0500DRA095M8 KIT1	\$290.00	
	0.375	9.53								DA0953M-GM		SS0500DRA095M8 KIT2
	0.378	9.60								DA0960M-GM		SS0500DRA095M8 KIT3
	0.382	9.70								DA0970M-GM		SS0500DRA095M8 KIT4
	0.386	9.80								DA0980M-GM		SS0500DRA095M8 KIT5
	0.390	9.90								DA0990M-GM		SS0500DRA095M8 KIT6
SS0500-DRA100M-8	0.394	10.00	0.500	5.669	3.307	1.772	100	DA1000M-GM	PR1535	SS0500DRA100M8 KIT1	\$290.00	
	0.398	10.10								DA1010M-GM		SS0500DRA100M8 KIT2
	0.402	10.20								DA1020M-GM		SS0500DRA100M8 KIT3
	0.406	10.30								DA1030M-GM		SS0500DRA100M8 KIT4
	0.409	10.40								DA1040M-GM		SS0500DRA100M8 KIT5
SS0500-DRA105M-8	0.413	10.50	0.500	5.866	3.465	1.772	105	DA1050M-GM	PR1535	SS0500DRA105M8 KIT1	\$310.00	
	0.417	10.60								DA1060M-GM		SS0500DRA105M8 KIT2
	0.421	10.70								DA1070M-GM		SS0500DRA105M8 KIT3
	0.422	10.72								DA1072M-GM		SS0500DRA105M8 KIT4
	0.425	10.80								DA1080M-GM		SS0500DRA105M8 KIT5
	0.429	10.90								DA1090M-GM		SS0500DRA105M8 KIT6
SS0500-DRA110M-8	0.433	11.00	0.500	6.063	3.622	1.772	110	DA1100M-GM	PR1535	SS0500DRA110M8 KIT1	\$310.00	
	0.437	11.10								DA1110M-GM		SS0500DRA110M8 KIT2
	0.441	11.20								DA1120M-GM		SS0500DRA110M8 KIT3
	0.445	11.30								DA1130M-GM		SS0500DRA110M8 KIT4
	0.449	11.40								DA1140M-GM		SS0500DRA110M8 KIT5

Applicable Insert Information Page 54~55

All 2019 Summer / Fall Offers Valid through December 31, 2019

All promotional items are available exclusively through Authorized North American Kyocera Precision Tool Distributors.

Please use specified Promo Code or Kit Part Number when placing orders. To locate a distributor visit www.kyoceraprecisiontools.com/locate. Prices shown valid in U.S. only.

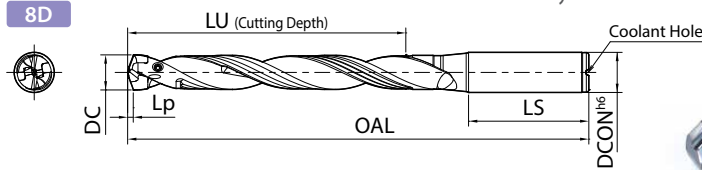
8D

Straight

DRA 8D Kits (Straight Shank)

Kit includes (1) Drill and (1) Insert

Choose your Drill Size and Insert Size



For PL dimension, reference insert dimension table.



Pick 1 Drill Body Part Number	Dimension (in)						Seat Size	Pick 1 Applicable Insert	Insert Grade	Kit Part Number (Use when Ordering)	U.S. Kit Price
	DC		DCON (h6)	OAL	LU	LS					
	in	mm									
SS0500-DRA115M-8	0.453	11.50	0.500	6.260	3.780	1.772	115	PR1535	SS0500DRA115M8 KIT1	\$310.00	
	0.457	11.60							SS0500DRA115M8 KIT2		
	0.461	11.70							SS0500DRA115M8 KIT3		
	0.465	11.80							SS0500DRA115M8 KIT4		
	0.469	11.90							SS0500DRA115M8 KIT5		
SS0625-DRA120M-8	0.472	12.00	0.625	6.535	3.937	1.890	120	PR1535	SS0625DRA120M8 KIT1	\$310.00	
	0.476	12.10							SS0625DRA120M8 KIT2		
	0.480	12.20							SS0625DRA120M8 KIT3		
	0.484	12.30							SS0625DRA120M8 KIT4		
	0.488	12.40							SS0625DRA120M8 KIT5		
SS0625-DRA125M-8	0.492	12.50	0.625	6.732	4.094	1.890	125	PR1535	SS0625DRA125M8 KIT1	\$310.00	
	0.496	12.60							SS0625DRA125M8 KIT2		
	0.500	12.70							SS0625DRA125M8 KIT3		
	0.504	12.80							SS0625DRA125M8 KIT4		
	0.508	12.90							SS0625DRA125M8 KIT5		
SS0625-DRA130M-8	0.512	13.00	0.625	6.890	4.252	1.890	130	PR1535	SS0625DRA130M8 KIT1	\$310.00	
	0.516	13.10							SS0625DRA130M8 KIT2		
	0.520	13.20							SS0625DRA130M8 KIT3		
	0.524	13.30							SS0625DRA130M8 KIT4		
	0.528	13.40							SS0625DRA130M8 KIT5		
SS0625-DRA135M-8	0.531	13.50	0.625	7.087	4.409	1.890	135	PR1535	SS0625DRA135M8 KIT1	\$310.00	
	0.535	13.60							SS0625DRA135M8 KIT2		
	0.539	13.70							SS0625DRA135M8 KIT3		
	0.543	13.80							SS0625DRA135M8 KIT4		
	0.547	13.90							SS0625DRA135M8 KIT5		
SS0625-DRA140M-8	0.551	14.00	0.625	7.244	4.567	1.890	140	PR1535	SS0625DRA140M8 KIT1	\$310.00	
	0.555	14.10							SS0625DRA140M8 KIT2		
	0.559	14.20							SS0625DRA140M8 KIT3		
	0.563	14.30							SS0625DRA140M8 KIT4		
	0.567	14.40							SS0625DRA140M8 KIT5		
SS0625-DRA145M-8	0.571	14.50	0.625	7.441	4.724	1.890	145	PR1535	SS0625DRA145M8 KIT1	\$310.00	
	0.575	14.60							SS0625DRA145M8 KIT2		
	0.578	14.68							SS0625DRA145M8 KIT3		
	0.579	14.70							SS0625DRA145M8 KIT4		
	0.583	14.80							SS0625DRA145M8 KIT5		
	0.590	14.90							SS0625DRA145M8 KIT6		

Applicable Insert Information Page 54~55

KYOCERA Precision Tools, Inc.

P: 800.823.7284 • F: 828.692.1344 • E: ctsales@kyocera.com

Official Website: www.kyoceraprecisiontools.com • Distributor Website: mykpti.kyocera.com

HIGH-FEED MILLING

DRILLING

TURNING

GROOVING & CUT-OFF

SOLID ROUND TOOLS

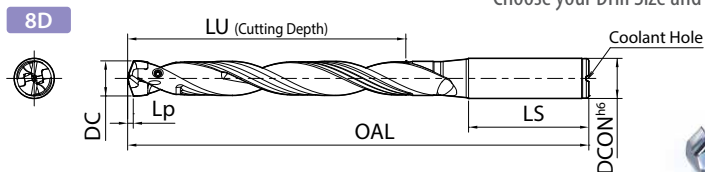
8D

Straight

DRA 8D Kits (Straight Shank)

Kit includes (1) Drill and (1) Insert

Choose your Drill Size and Insert Size



For PL dimension, reference insert dimension table.



Pick 1 Drill Body Part Number	Dimension (in)						Seat Size	Pick 1 Applicable Insert	Insert Grade	Kit Part Number (Use when Ordering)	U.S. Kit Price
	DC		DCON (h6)	OAL	LU	LS					
	in	mm									
SS1000-DRA190M-8	0.748	19.00	1.000	9.409	6.299	2.205	190	PR1535	SS1000DRA190M8 KIT1	\$400.00	
	0.750	19.05									SS1000DRA190M8 KIT2
	0.752	19.10									SS1000DRA190M8 KIT3
	0.756	19.20									SS1000DRA190M8 KIT4
	0.760	19.30									SS1000DRA190M8 KIT5
	0.764	19.40									SS1000DRA190M8 KIT6
	0.768	19.50									SS1000DRA190M8 KIT7
	0.772	19.60									SS1000DRA190M8 KIT8
	0.776	19.70									SS1000DRA190M8 KIT9
	0.780	19.80									SS1000DRA190M8 KIT10
	0.783	19.90									SS1000DRA190M8 KIT11
SS1000-DRA200M-8	0.787	20.00	1.000	10.000	6.614	2.205	200	PR1535	SS1000DRA200M8 KIT1	\$470.00	
	0.791	20.10									SS1000DRA200M8 KIT2
	0.795	20.20									SS1000DRA200M8 KIT3
	0.799	20.30									SS1000DRA200M8 KIT4
	0.803	20.40									SS1000DRA200M8 KIT5
	0.807	20.50									SS1000DRA200M8 KIT6
	0.811	20.60									SS1000DRA200M8 KIT7
	0.813	20.64									SS1000DRA200M8 KIT8
	0.815	20.70									SS1000DRA200M8 KIT9
	0.819	20.80									SS1000DRA200M8 KIT10
	0.823	20.90									SS1000DRA200M8 KIT11
SS1000-DRA210M-8	0.827	21.00	1.000	10.354	6.929	2.205	210	PR1535	SS1000DRA210M8 KIT1	\$470.00	
	0.846	21.50							SS1000DRA210M8 KIT2		
SS1000-DRA220M-8	0.866	22.00	1.000	10.748	7.244	2.205	220	PR1535	SS1000DRA220M8 KIT1	\$470.00	
	0.875	22.23							SS1000DRA220M8 KIT2		
SS1000-DRA230M-8	0.886	22.50	1.000	11.102	7.559	2.205	230	PR1535	SS1000DRA220M8 KIT3	\$520.00	
	0.906	23.00							SS1000DRA230M8 KIT1		
	0.925	23.50							SS1000DRA230M8 KIT2		
SS1000-DRA240M-8	0.937	23.81	1.000	11.457	7.874	2.205	240	PR1535	SS1000DRA230M8 KIT3	\$520.00	
	0.945	24.00							SS1000DRA240M8 KIT1		
	0.965	24.50							SS1000DRA240M8 KIT2		
SS1000-DRA250M-8	0.984	25.00	1.000	11.969	8.189	2.205	250	PR1535	SS1000DRA240M8 KIT1	\$580.00	
	1.000	25.40							SS1000DRA250M8 KIT2		
	1.004	25.50							SS1000DRA250M8 KIT3		

HIGH-FEED MILLING

DRILLING

TURNING

GROOVING & CUT-OFF

SOLID ROUND TOOLS

Applicable Insert Information Page 54~55

KYOCERA Precision Tools, Inc.

P: 800.823.7284 • F: 828.692.1344 • E: ctsales@kyocera.com

Official Website: www.kyoceraprecisiontools.com • Distributor Website: mykpti.kyocera.com

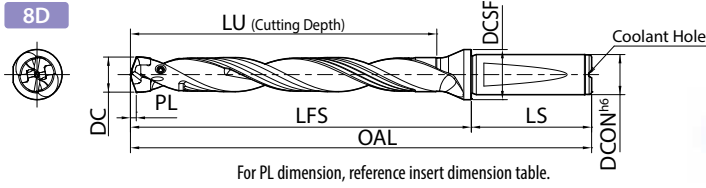
8D

Flange

DRA 8D Kits (Flange Shank)

Kit includes (1) Drill and (1) Insert

Choose your Drill Size and Insert Size



HIGH-FEED MILLING

DRILLING

TURNING

GROOVING & CUT-OFF

SOLID ROUND TOOLS

Pick 1 Drill Body Part Number	Dimension (in)							Seat Size	Pick 1 Applicable Insert	Insert Grade	Kit Part Number (Use when Ordering)	U.S. Kit Price	
	DC in	DC mm	DCON (h6)	OAL	LFS	LU	LS						DCSFMS
SF0500-DRA080M-8	0.313	7.94	0.500	4.961	3.189	2.677	1.772	0.630	080	PR1535	DA0794M-GM	SF0500DRA080M8 KIT1	\$300.00
	0.315	8.00									DA0800M-GM	SF0500DRA080M8 KIT2	
	0.319	8.10									DA0810M-GM	SF0500DRA080M8 KIT3	
	0.322	8.18									DA0818M-GM	SF0500DRA080M8 KIT4	
	0.323	8.20									DA0820M-GM	SF0500DRA080M8 KIT5	
	0.327	8.30									DA0830M-GM	SF0500DRA080M8 KIT6	
	0.331	8.40									DA0840M-GM	SF0500DRA080M8 KIT7	
	0.335	8.50									DA0850M-GM	SF0500DRA085M8 KIT1	
SF0500-DRA085M-8	0.339	8.60	0.500	5.157	3.386	2.835	1.772	0.630	085	PR1535	DA0860M-GM	SF0500DRA085M8 KIT2	\$300.00
	0.343	8.70									DA0870M-GM	SF0500DRA085M8 KIT3	
	0.346	8.80									DA0880M-GM	SF0500DRA085M8 KIT4	
	0.350	8.90									DA0890M-GM	SF0500DRA085M8 KIT5	
	0.354	9.00									DA0900M-GM	SF0500DRA090M8 KIT1	
SF0500-DRA090M-8	0.358	9.10	0.500	5.315	3.543	2.992	1.772	0.630	090	PR1535	DA0910M-GM	SF0500DRA090M8 KIT2	\$300.00
	0.362	9.20									DA0920M-GM	SF0500DRA090M8 KIT3	
	0.366	9.30									DA0930M-GM	SF0500DRA090M8 KIT4	
	0.370	9.40									DA0940M-GM	SF0500DRA090M8 KIT5	
	0.374	9.50									DA0950M-GM	SF0500DRA095M8 KIT1	
SF0500-DRA095M-8	0.375	9.53	0.500	5.512	3.740	3.150	1.772	0.630	095	PR1535	DA0953M-GM	SF0500DRA095M8 KIT2	\$300.00
	0.378	9.60									DA0960M-GM	SF0500DRA095M8 KIT3	
	0.382	9.70									DA0970M-GM	SF0500DRA095M8 KIT4	
	0.386	9.80									DA0980M-GM	SF0500DRA095M8 KIT5	
	0.390	9.90									DA0990M-GM	SF0500DRA095M8 KIT6	
	0.394	10.00									DA1000M-GM	SF0625DRA100M8 KIT1	
SF0625-DRA100M-8	0.398	10.10	0.625	5.787	3.898	3.307	1.890	0.787	100	PR1535	DA1010M-GM	SF0625DRA100M8 KIT2	\$300.00
	0.402	10.20									DA1020M-GM	SF0625DRA100M8 KIT3	
	0.406	10.30									DA1030M-GM	SF0625DRA100M8 KIT4	
	0.409	10.40									DA1040M-GM	SF0625DRA100M8 KIT5	
	0.413	10.50									DA1050M-GM	SF0625DRA105M8 KIT1	
SF0625-DRA105M-8	0.417	10.60	0.625	5.984	4.094	3.465	1.890	0.787	105	PR1535	DA1060M-GM	SF0625DRA105M8 KIT2	\$330.00
	0.421	10.70									DA1070M-GM	SF0625DRA105M8 KIT3	
	0.422	10.72									DA1072M-GM	SF0625DRA105M8 KIT4	
	0.425	10.80									DA1080M-GM	SF0625DRA105M8 KIT5	
	0.429	10.90									DA1090M-GM	SF0625DRA105M8 KIT6	
	0.433	11.00									DA1100M-GM	SF0625DRA110M8 KIT1	
SF0625-DRA110M-8	0.437	11.10	0.625	6.181	4.291	3.622	1.890	0.787	110	PR1535	DA1110M-GM	SF0625DRA110M8 KIT2	\$330.00
	0.441	11.20									DA1120M-GM	SF0625DRA110M8 KIT3	
	0.445	11.30									DA1130M-GM	SF0625DRA110M8 KIT4	
	0.449	11.40									DA1140M-GM	SF0625DRA110M8 KIT5	

Applicable Insert Information Page 54~55

All 2019 Summer / Fall Offers Valid through December 31, 2019

All promotional items are available exclusively through Authorized North American Kyocera Precision Tool Distributors.

Please use specified Promo Code or Kit Part Number when placing orders. To locate a distributor visit www.kyoceraprecisiontools.com/locate. Prices shown valid in U.S. only.

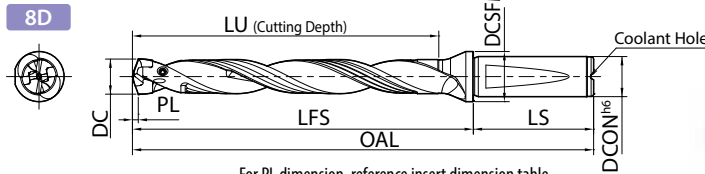
8D

Flange

DRA 8D Kits (Flange Shank)

Kit includes (1) Drill and (1) Insert

Choose your Drill Size and Insert Size



For PL dimension, reference insert dimension table.



Pick 1 Drill Body Part Number	Dimension (in)								Seat Size	Pick 1 Applicable Insert	Insert Grade	Kit Part Number (Use when Ordering)	U.S. Kit Price
	DC in	DC mm	DCON (h6)	OAL	LFS	LU	LS	DCSFMS					
SF0625-DRA115M-8	0.453	11.50	0.625	6.378	4.488	3.780	1.890	0.787	115	PR1535	DA1150M-GM	SF0625DRA115M8 KIT1	\$330.00
	0.457	11.60									DA1160M-GM	SF0625DRA115M8 KIT2	
	0.461	11.70									DA1170M-GM	SF0625DRA115M8 KIT3	
	0.465	11.80									DA1180M-GM	SF0625DRA115M8 KIT4	
	0.469	11.90									DA1190M-GM	SF0625DRA115M8 KIT5	
SF0625-DRA120M-8	0.472	12.00	0.625	6.535	4.646	3.937	1.890	0.787	120	PR1535	DA1200M-GM	SF0625DRA120M8 KIT1	\$330.00
	0.476	12.10									DA1210M-GM	SF0625DRA120M8 KIT2	
	0.480	12.20									DA1220M-GM	SF0625DRA120M8 KIT3	
	0.484	12.30									DA1230M-GM	SF0625DRA120M8 KIT4	
	0.488	12.40									DA1240M-GM	SF0625DRA120M8 KIT5	
SF0625-DRA125M-8	0.492	12.50	0.625	6.732	4.843	4.094	1.890	0.787	125	PR1535	DA1250M-GM	SF0625DRA125M8 KIT1	\$330.00
	0.496	12.60									DA1260M-GM	SF0625DRA125M8 KIT2	
	0.500	12.70									DA1270M-GM	SF0625DRA125M8 KIT3	
	0.504	12.80									DA1280M-GM	SF0625DRA125M8 KIT4	
	0.508	12.90									DA1290M-GM	SF0625DRA125M8 KIT5	
SF0625-DRA130M-8	0.512	13.00	0.625	6.890	5.000	4.252	1.890	0.787	130	PR1535	DA1300M-GM	SF0625DRA130M8 KIT1	\$330.00
	0.516	13.10									DA1310M-GM	SF0625DRA130M8 KIT2	
	0.520	13.20									DA1320M-GM	SF0625DRA130M8 KIT3	
	0.524	13.30									DA1330M-GM	SF0625DRA130M8 KIT4	
	0.528	13.40									DA1340M-GM	SF0625DRA130M8 KIT5	
SF0625-DRA135M-8	0.531	13.50	0.625	7.087	5.197	4.409	1.890	0.787	135	PR1535	DA1350M-GM	SF0625DRA135M8 KIT1	\$330.00
	0.535	13.60									DA1360M-GM	SF0625DRA135M8 KIT2	
	0.539	13.70									DA1370M-GM	SF0625DRA135M8 KIT3	
	0.543	13.80									DA1380M-GM	SF0625DRA135M8 KIT4	
	0.547	13.90									DA1390M-GM	SF0625DRA135M8 KIT5	
SF0625-DRA140M-8	0.551	14.00	0.625	7.244	5.354	4.567	1.890	0.787	140	PR1535	DA1400M-GM	SF0625DRA140M8 KIT1	\$330.00
	0.555	14.10									DA1410M-GM	SF0625DRA140M8 KIT2	
	0.559	14.20									DA1420M-GM	SF0625DRA140M8 KIT3	
	0.563	14.30									DA1430M-GM	SF0625DRA140M8 KIT4	
	0.567	14.40									DA1440M-GM	SF0625DRA140M8 KIT5	
SF0625-DRA145M-8	0.571	14.50	0.625	7.441	5.551	4.724	1.890	0.787	145	PR1535	DA1450M-GM	SF0625DRA145M8 KIT1	\$330.00
	0.575	14.60									DA1460M-GM	SF0625DRA145M8 KIT2	
	0.578	14.68									DA1468M-GM	SF0625DRA145M8 KIT3	
	0.579	14.70									DA1470M-GM	SF0625DRA145M8 KIT4	
	0.583	14.80									DA1480M-GM	SF0625DRA145M8 KIT5	
	0.590	14.90									DA1490M-GM	SF0625DRA145M8 KIT6	

Applicable Insert Information Page 54~55

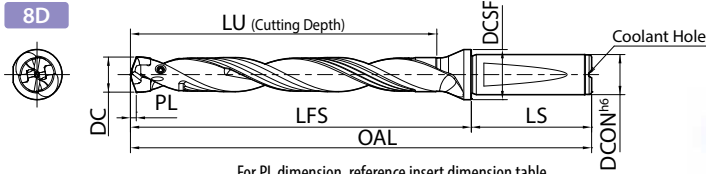
8D

Flange

DRA 8D Kits (Flange Shank)

Kit includes (1) Drill and (1) Insert

Choose your Drill Size and Insert Size



HIGH-FEED MILLING

DRILLING

TURNING

GROOVING & CUT-OFF

SOLID ROUND TOOLS

Pick 1 Drill Body Part Number	Dimension (in)								Seat Size	Pick 1 Applicable Insert	Insert Grade	Kit Part Number (Use when Ordering)	U.S. Kit Price
	DC		DCON (h6)	OAL	LFS	LU	LS	DCSFMS					
in	mm												
SF0750-DRA150M-8	0.591	15.00	0.750	7.913	5.945	5.039	1.969	0.984	150	PR1535	DA1500M-GM	SF0750DRA150M8 KIT1	\$350.00
	0.594	15.10									DA1510M-GM	SF0750DRA150M8 KIT2	
	0.598	15.20									DA1520M-GM	SF0750DRA150M8 KIT3	
	0.602	15.30									DA1530M-GM	SF0750DRA150M8 KIT4	
	0.606	15.40									DA1540M-GM	SF0750DRA150M8 KIT5	
	0.610	15.50									DA1550M-GM	SF0750DRA150M8 KIT6	
	0.614	15.60									DA1560M-GM	SF0750DRA150M8 KIT7	
	0.618	15.70									DA1570M-GM	SF0750DRA150M8 KIT8	
	0.622	15.80									DA1588M-GM	SF0750DRA150M8 KIT9	
	0.625	15.88									DA1580M-GM	SF0750DRA150M8 KIT10	
	0.626	15.90									DA1590M-GM	SF0750DRA150M8 KIT11	
	SF0750-DRA160M-8	0.630									16.00	0.750	
0.634		16.10	DA1610M-GM	SF0750DRA160M8 KIT2									
0.638		16.20	DA1620M-GM	SF0750DRA160M8 KIT3									
0.642		16.30	DA1630M-GM	SF0750DRA160M8 KIT4									
0.646		16.40	DA1640M-GM	SF0750DRA160M8 KIT5									
0.650		16.50	DA1650M-GM	SF0750DRA160M8 KIT6									
0.654		16.60	DA1660M-GM	SF0750DRA160M8 KIT7									
0.656		16.67	DA1667M-GM	SF0750DRA160M8 KIT8									
0.657		16.70	DA1670M-GM	SF0750DRA160M8 KIT9									
0.661		16.80	DA1680M-GM	SF0750DRA160M8 KIT10									
0.665		16.90	DA1690M-GM	SF0750DRA160M8 KIT11									
SF0750-DRA170M-8		0.669	17.00	0.750	8.661	6.693	5.669	1.969	0.984	170	PR1535		DA1700M-GM
	0.673	17.10	DA1710M-GM									SF0750DRA170M8 KIT2	
	0.677	17.20	DA1720M-GM									SF0750DRA170M8 KIT3	
	0.681	17.30	DA1730M-GM									SF0750DRA170M8 KIT4	
	0.685	17.40	DA1740M-GM									SF0750DRA170M8 KIT5	
	0.687	17.46	DA1746M-GM									SF0750DRA170M8 KIT6	
	0.689	17.50	DA1750M-GM									SF0750DRA170M8 KIT7	
	0.693	17.60	DA1760M-GM									SF0750DRA170M8 KIT8	
	0.697	17.70	DA1770M-GM									SF0750DRA170M8 KIT9	
	0.701	17.80	DA1780M-GM									SF0750DRA170M8 KIT10	
	0.705	17.90	DA1790M-GM									SF0750DRA170M8 KIT11	
	SF0750-DRA180M-8	0.709	18.00									0.750	9.055
0.713		18.10	DA1810M-GM	SF0750DRA180M8 KIT2									
0.717		18.20	DA1820M-GM	SF0750DRA180M8 KIT3									
0.720		18.30	DA1830M-GM	SF0750DRA180M8 KIT4									
0.724		18.40	DA1840M-GM	SF0750DRA180M8 KIT5									
0.728		18.50	DA1850M-GM	SF0750DRA180M8 KIT6									
0.732		18.60	DA1860M-GM	SF0750DRA180M8 KIT7									
0.736		18.70	DA1870M-GM	SF0750DRA180M8 KIT8									
0.740		18.80	DA1880M-GM	SF0750DRA180M8 KIT9									
0.744		18.90	DA1890M-GM	SF0750DRA180M8 KIT10									

Applicable Insert Information Page 54~55

All 2019 Summer / Fall Offers Valid through December 31, 2019

All promotional items are available exclusively through Authorized North American Kyocera Precision Tool Distributors.

Please use specified Promo Code or Kit Part Number when placing orders. To locate a distributor visit www.kyoceraprecisiontools.com/locate. Prices shown valid in U.S. only.

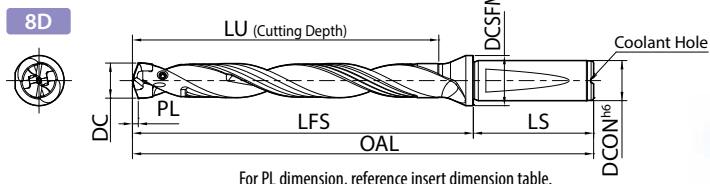
8D

Flange

DRA 8D Kits (Flange Shank)

Kit includes (1) Drill and (1) Insert

Choose your Drill Size and Insert Size



For PL dimension, reference insert dimension table.



Pick 1 Drill Body Part Number	Dimension (in)							Seat Size	Pick 1 Applicable Insert	Insert Grade	Kit Part Number (Use when Ordering)	U.S. Kit Price
	DC in	DC mm	DCON (h6)	OAL	LFS	LU	LS					
SF0750-DRA190M-8	0.748	19.00	0.750	9.409	7.441	6.299	1.969	0.984	190	PR1535	SF0750DRA190M8 KIT1	\$410.00
	0.750	19.05									SF0750DRA190M8 KIT2	
	0.752	19.10									SF0750DRA190M8 KIT3	
	0.756	19.20									SF0750DRA190M8 KIT4	
	0.760	19.30									SF0750DRA190M8 KIT5	
	0.764	19.40									SF0750DRA190M8 KIT6	
	0.768	19.50									SF0750DRA190M8 KIT7	
	0.772	19.60									SF0750DRA190M8 KIT8	
	0.776	19.70									SF0750DRA190M8 KIT9	
	0.780	19.80									SF0750DRA190M8 KIT10	
	0.783	19.90									SF0750DRA190M8 KIT11	
SF1000-DRA200M-8	0.787	20.00	1.000	10.000	7.795	6.614	2.205	1.260	200	PR1535	SF1000DRA200M8 KIT1	\$500.00
	0.791	20.10									SF1000DRA200M8 KIT2	
	0.795	20.20									SF1000DRA200M8 KIT3	
	0.799	20.30									SF1000DRA200M8 KIT4	
	0.803	20.40									SF1000DRA200M8 KIT5	
	0.807	20.50									SF1000DRA200M8 KIT6	
	0.811	20.60									SF1000DRA200M8 KIT7	
	0.813	20.64									SF1000DRA200M8 KIT8	
	0.815	20.70									SF1000DRA200M8 KIT9	
	0.819	20.80									SF1000DRA200M8 KIT10	
	0.823	20.90									SF1000DRA200M8 KIT11	
SF1000-DRA210M-8	0.827	21.00	1.000	10.354	8.150	6.929	2.205	1.260	210	PR1535	SF1000DRA210M8 KIT1	\$500.00
	0.846	21.50									SF1000DRA210M8 KIT2	
SF1000-DRA220M-8	0.866	22.00	1.000	10.748	8.543	7.244	2.205	1.260	220	PR1535	SF1000DRA220M8 KIT1	\$500.00
	0.875	22.23									SF1000DRA220M8 KIT2	
	0.886	22.50									SF1000DRA220M8 KIT3	
SF1000-DRA230M-8	0.906	23.00	1.000	11.102	8.898	7.559	2.205	1.260	230	PR1535	SF1000DRA230M8 KIT1	\$540.00
	0.925	23.50									SF1000DRA230M8 KIT2	
	0.937	23.81									SF1000DRA230M8 KIT3	
SF1000-DRA240M-8	0.945	24.00	1.000	11.457	9.252	7.874	2.205	1.260	240	PR1535	SF1000DRA240M8 KIT1	\$550.00
	0.965	24.50									SF1000DRA240M8 KIT2	
SF1000-DRA250M-8	0.984	25.00	1.000	11.811	9.606	8.189	2.205	1.260	250	PR1535	SF1000DRA250M8 KIT1	\$600.00
	1.000	25.40									SF1000DRA250M8 KIT2	
	1.004	25.50									SF1000DRA250M8 KIT3	

HIGH-FEED MILLING

DRILLING

TURNING

GROOVING & CUT-OFF

SOLID ROUND TOOLS

Applicable Insert Information Page 54~55

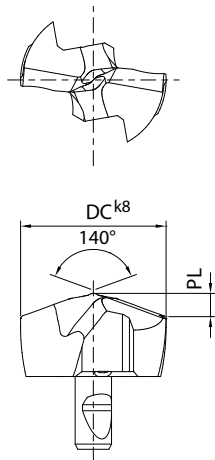

KYOCERA Precision Tools, Inc.

P: 800.823.7284 • F: 828.692.1344 • E: ctsales@kyocera.com

Official Website: www.kyoceraprecisiontools.com • Distributor Website: mykpti.kyocera.com

DRA Inserts

Cutting Diameter $\varnothing 0.313" \sim \varnothing 0.528"$ ($\varnothing 7.94\text{mm} \sim \varnothing 13.40\text{mm}$)



k8 Tolerance

DC (in)	k8 (in)	DC (mm)	k8 (mm)
0.313 ~ 0.394	+0.0009 0	7.94 ~ 10.00	+0.022 0
0.394 ~ 0.709	+0.0011 0	10.10 ~ 18.00	+0.027 0
0.713 ~ 1.004	+0.0013 0	18.10 ~ 25.50	+0.033 0

k8 is the dimension tolerance of the insert.
It is not the tolerance of the cutting diameter.

1st Recommendation Grade

PR1535 MEGACOAT NANO
For Stable Machining of Steel and Stainless Steel

Part Number	Dimensions			Grade PR1535	Seat Size	Applicable Toolholder
	DC		PL (in)			
	in	mm				
DA0794M-GM	0.313	7.94	0.053	●	080	SS0375-DRA080M-○ SF0500-DRA080M-○
DA0800M-GM	0.315	8.00	0.053	●		
DA0810M-GM	0.319	8.10	0.054	●		
DA0818M-GM	0.322	8.18	0.054	●		
DA0820M-GM	0.323	8.20	0.055	●		
DA0830M-GM	0.327	8.30	0.055	●		
DA0840M-GM	0.331	8.40	0.056	●	085	SS0375-DRA085M-○ SF0500-DRA085M-○
DA0850M-GM	0.335	8.50	0.057	●		
DA0860M-GM	0.339	8.60	0.057	●		
DA0870M-GM	0.343	8.70	0.058	●		
DA0880M-GM	0.346	8.80	0.059	●		
DA0890M-GM	0.350	8.90	0.060	●		
DA0900M-GM	0.354	9.00	0.060	●	090	SS0375-DRA090M-○ SF0500-DRA090M-○
DA0910M-GM	0.358	9.10	0.061	●		
DA0920M-GM	0.362	9.20	0.061	●		
DA0930M-GM	0.366	9.30	0.062	●		
DA0940M-GM	0.370	9.40	0.063	●		
DA0950M-GM	0.374	9.50	0.063	●		
DA0953M-GM	0.375	9.53	0.064	●	095	SS0500-DRA095M-○ SF0500-DRA095M-○
DA0960M-GM	0.378	9.60	0.064	●		
DA0970M-GM	0.382	9.70	0.065	●		
DA0980M-GM	0.386	9.80	0.066	●		
DA0990M-GM	0.390	9.90	0.066	●		
DA1000M-GM	0.394	10.00	0.067	●		
DA1010M-GM	0.398	10.10	0.068	●	100	SS0500-DRA100M-○ SF0625-DRA100M-○
DA1020M-GM	0.402	10.20	0.068	●		
DA1030M-GM	0.406	10.30	0.069	●		
DA1040M-GM	0.409	10.40	0.070	●		

Part Number	Dimensions			Grade PR1535	Seat Size	Applicable Toolholder
	DC		PL (in)			
	in	mm				
DA1050M-GM	0.413	10.50	0.071	●	105	SS0500-DRA105M-○ SF0625-DRA105M-○
DA1060M-GM	0.417	10.60	0.071	●		
DA1070M-GM	0.421	10.70	0.072	●		
DA1072M-GM	0.422	10.72	0.072	●		
DA1080M-GM	0.425	10.80	0.073	●		
DA1090M-GM	0.429	10.90	0.073	●		
DA1100M-GM	0.433	11.00	0.074	●	110	SS0500-DRA110M-○ SF0625-DRA110M-○
DA1110M-GM	0.437	11.10	0.074	●		
DA1120M-GM	0.441	11.20	0.075	●		
DA1130M-GM	0.445	11.30	0.076	●		
DA1140M-GM	0.449	11.40	0.076	●		
DA1150M-GM	0.453	11.50	0.077	●		
DA1160M-GM	0.457	11.60	0.078	●	115	SS0500-DRA115M-○ SF0625-DRA115M-○
DA1170M-GM	0.461	11.70	0.079	●		
DA1180M-GM	0.465	11.80	0.079	●		
DA1190M-GM	0.469	11.90	0.080	●		
DA1200M-GM	0.472	12.00	0.080	●		
DA1210M-GM	0.476	12.10	0.081	●		
DA1220M-GM	0.480	12.20	0.081	●	120	SS0625-DRA120M-○ SF0625-DRA120M-○
DA1230M-GM	0.484	12.30	0.082	●		
DA1240M-GM	0.488	12.40	0.083	●		
DA1250M-GM	0.492	12.50	0.083	●		
DA1260M-GM	0.496	12.60	0.084	●		
DA1270M-GM	0.500	12.70	0.085	●		
DA1280M-GM	0.504	12.80	0.086	●	125	SS0625-DRA125M-○ SF0625-DRA125M-○
DA1290M-GM	0.508	12.90	0.086	●		
DA1300M-GM	0.512	13.00	0.087	●		
DA1310M-GM	0.516	13.10	0.087	●		
DA1320M-GM	0.520	13.20	0.088	●		
DA1330M-GM	0.524	13.30	0.089	●		
DA1340M-GM	0.528	13.40	0.089	●	130	SS0625-DRA130M-○ SF0625-DRA130M-○

● : Standard Item

All 2019 Summer / Fall Offers Valid through December 31, 2019

All promotional items are available exclusively through Authorized North American Kyocera Precision Tool Distributors.

Please use specified Promo Code or Kit Part Number when placing orders. To locate a distributor visit www.kyoceraprecisiontools.com/locate. Prices shown valid in U.S. only.

HIGH-FEED MILLING
DRILLING
TURNING
GROOVING & CUT-OFF
SOLID ROUND TOOLS

DRA Inserts (Continued)

Cutting Diameter $\varnothing 0.531'' \sim \varnothing 1.004''$ ($\varnothing 13.50\text{mm} \sim \varnothing 25.50\text{mm}$)

Part Number	Dimensions			Grade	Seat Size	Applicable Toolholder
	DC		PL (in)			
	in	mm		PR1535		
DA1350M-GM	0.531	13.50	0.090	●	135	SS0625-DRA135M-○ SF0625-DRA135M-○
DA1360M-GM	0.535	13.60	0.091	●		
DA1370M-GM	0.539	13.70	0.092	●		
DA1380M-GM	0.543	13.80	0.092	●		
DA1390M-GM	0.547	13.90	0.093	●		
DA1400M-GM	0.551	14.00	0.092	●	140	SS0625-DRA140M-○ SF0625-DRA140M-○
DA1410M-GM	0.555	14.10	0.092	●		
DA1420M-GM	0.559	14.20	0.093	●		
DA1430M-GM	0.563	14.30	0.094	●		
DA1440M-GM	0.567	14.40	0.094	●		
DA1450M-GM	0.571	14.50	0.095	●	145	SS0625-DRA145M-○ SF0625-DRA145M-○
DA1460M-GM	0.575	14.60	0.096	●		
DA1468M-GM	0.578	14.68	0.096	●		
DA1470M-GM	0.579	14.70	0.097	●		
DA1480M-GM	0.583	14.80	0.097	●		
DA1490M-GM	0.587	14.90	0.098	●	150	SS0625-DRA150M-○ SF0750-DRA150M-○
DA1500M-GM	0.591	15.00	0.099	●		
DA1510M-GM	0.594	15.10	0.100	●		
DA1520M-GM	0.598	15.20	0.101	●		
DA1530M-GM	0.602	15.30	0.101	●		
DA1540M-GM	0.606	15.40	0.102	●		
DA1550M-GM	0.610	15.50	0.103	●		
DA1560M-GM	0.614	15.60	0.103	●		
DA1570M-GM	0.618	15.70	0.104	●		
DA1580M-GM	0.622	15.80	0.105	●		
DA1588M-GM	0.625	15.88	0.106	●	160	SS0750-DRA160M-○ SF0750-DRA160M-○
DA1590M-GM	0.626	15.90	0.106	●		
DA1600M-GM	0.630	16.00	0.106	●		
DA1610M-GM	0.634	16.10	0.107	●		
DA1620M-GM	0.638	16.20	0.107	●		
DA1630M-GM	0.642	16.30	0.108	●		
DA1640M-GM	0.646	16.40	0.109	●		
DA1650M-GM	0.650	16.50	0.110	●		
DA1660M-GM	0.654	16.60	0.110	●		
DA1667M-GM	0.656	16.67	0.111	●		
DA1670M-GM	0.657	16.70	0.111	●	170	SS0750-DRA170M-○ SF0750-DRA170M-○
DA1680M-GM	0.661	16.80	0.112	●		
DA1690M-GM	0.665	16.90	0.112	●		
DA1700M-GM	0.669	17.00	0.113	●		
DA1710M-GM	0.673	17.10	0.113	●		
DA1720M-GM	0.677	17.20	0.114	●		SS0750-DRA170M-○ SF0750-DRA170M-○
DA1730M-GM	0.681	17.30	0.115	●		
DA1740M-GM	0.685	17.40	0.116	●		
DA1746M-GM	0.687	17.46	0.116	●		
DA1750M-GM	0.689	17.50	0.116	●		
DA1760M-GM	0.693	17.60	0.117	●	250	SS1000-DRA250M-○ SF1000-DRA250M-○
DA1770M-GM	0.697	17.70	0.118	●		
DA1780M-GM	0.701	17.80	0.118	●		
DA1790M-GM	0.705	17.90	0.119	●		

Part Number	Dimensions			Grade	Seat Size	Applicable Toolholder
	DC		PL (in)			
	in	mm		PR1535		
DA1800M-GM	0.709	18.00	0.120	●	180	SS0750-DRA180M-○ SF0750-DRA180M-○
DA1810M-GM	0.713	18.10	0.120	●		
DA1820M-GM	0.717	18.20	0.121	●		
DA1830M-GM	0.720	18.30	0.122	●		
DA1840M-GM	0.724	18.40	0.122	●		
DA1850M-GM	0.728	18.50	0.123	●		
DA1860M-GM	0.732	18.60	0.124	●		
DA1870M-GM	0.736	18.70	0.125	●		
DA1880M-GM	0.740	18.80	0.125	●		
DA1890M-GM	0.744	18.90	0.126	●		
DA1900M-GM	0.748	19.00	0.126	●		
DA1905M-GM	0.750	19.05	0.127	●		
DA1910M-GM	0.752	19.10	0.127	●		
DA1920M-GM	0.756	19.20	0.128	●		
DA1930M-GM	0.760	19.30	0.129	●		
DA1940M-GM	0.764	19.40	0.129	●		
DA1950M-GM	0.768	19.50	0.130	●		
DA1960M-GM	0.772	19.60	0.131	●		
DA1970M-GM	0.776	19.70	0.132	●	200	SS1000-DRA200M-○ SF1000-DRA200M-○
DA1980M-GM	0.780	19.80	0.132	●		
DA1990M-GM	0.783	19.90	0.133	●		
DA2000M-GM	0.787	20.00	0.133	●		
DA2010M-GM	0.791	20.10	0.134	●		
DA2020M-GM	0.795	20.20	0.134	●		
DA2030M-GM	0.799	20.30	0.135	●		
DA2040M-GM	0.803	20.40	0.136	●		
DA2050M-GM	0.807	20.50	0.136	●		
DA2060M-GM	0.811	20.60	0.137	●		
DA2064M-GM	0.813	20.64	0.137	●		
DA2070M-GM	0.815	20.70	0.138	●		
DA2080M-GM	0.819	20.80	0.139	●		
DA2090M-GM	0.823	20.90	0.139	●	220	SS1000-DRA220M-○ SF1000-DRA220M-○
DA2100M-GM	0.827	21.00	0.140	●		
DA2150M-GM	0.846	21.50	0.143	●		
DA2200M-GM	0.866	22.00	0.146	●		
DA2223M-GM	0.875	22.23	0.148	●	240	SS1000-DRA240M-○ SF1000-DRA240M-○
DA2250M-GM	0.886	22.50	0.150	●		
DA2300M-GM	0.906	23.00	0.153	●		
DA2350M-GM	0.925	23.50	0.156	●		
DA2381M-GM	0.937	23.81	0.158	●	250	SS1000-DRA250M-○ SF1000-DRA250M-○
DA2400M-GM	0.945	24.00	0.159	●		
DA2450M-GM	0.965	24.50	0.163	●		
DA2500M-GM	0.984	25.00	0.165	●		
DA2540M-GM	1.000	25.40	0.168	●		
DA2550M-GM	1.004	25.50	0.169	●		

● : Standard Item

KYOCERA Precision Tools, Inc.

P : 800.823.7284 • F : 828.692.1344 • E : ctsales@kyocera.com

Official Website : www.kyoceraprecisiontools.com • Distributor Website : mykpti.kyocera.com

HIGH-FEED MILLING

DRILLING

TURNING

GROOVING & CUT-OFF

SOLID ROUND TOOLS



BUY 10 GET 10 | FREE

TN620 / PV720
General Use
TN610 / PV710
High Speed / Continuous

INDUSTRY LEADING HYBRID CERMET TECHNOLOGY

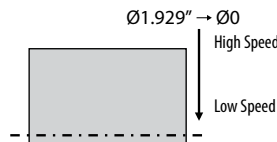
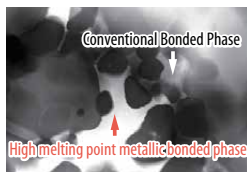
Promo Code: KYO-CERMET-FREE

Excellent Surface Finish

Combining the conventional cermet bonded phase (nickel, cobalt) and the special high melting point metallic bonded phase.

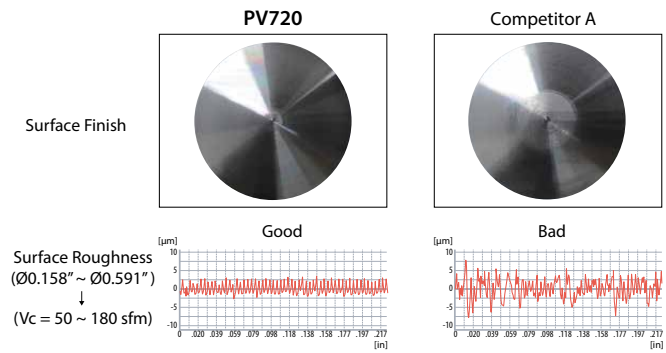
Provides high adhesion resistance to eliminate galling of the work piece.

Specialized Strengthening Technology
High Melting Point
"Hybrid Bonded Phase"



Surface Finish Comparison
(Internal Evaluation)


Cutting Conditions: Vc = 590 ~ 0 sfm (Constant Rate), D.O.C. = 0.020"
f = 0.004 ipr, Wet, CNMG431 type Workpiece: 1010



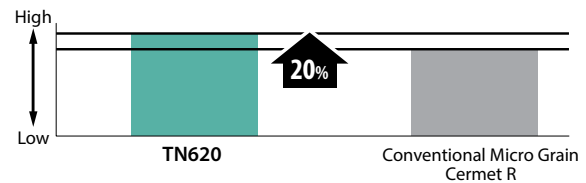
Excellent Fracture Resistance

Improved strength with uniform micro grain hard phase and superior compressive stress with high melting point bonded phase. This combination yields greater fracture resistance.

Specialized Strengthening Technology Grain "Hybrid Hard Phase"



Compressive Residual Stress in Hard Phase (Internal Evaluation)

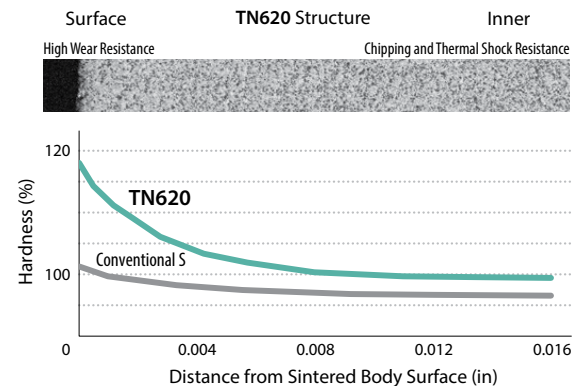


Excellent Wear Resistance

Excellent fracture resistance with surface-hardened layer using gradient composition technology.

Continuously-varied hardness provides wear and fracture resistance.

TN620's inner structure has high toughness and chipping resistance along with thermal and greater wear resistance than that of the conventional micro grain cermet. (See Right Chart) (In-house Evaluation)



All 2019 Summer / Fall Offers Valid through December 31, 2019

All promotional items are available exclusively through Authorized North American Kyocera Precision Tool Distributors.

Please use specified Promo Code or Kit Part Number when placing orders. To locate a distributor visit www.kyoceraprecisiontools.com/locate. Prices shown valid in U.S. only.

HIGH-FEED MILLING

DRILLING

TURNING

GROOVING & CUT-OFF

SOLID ROUND TOOLS

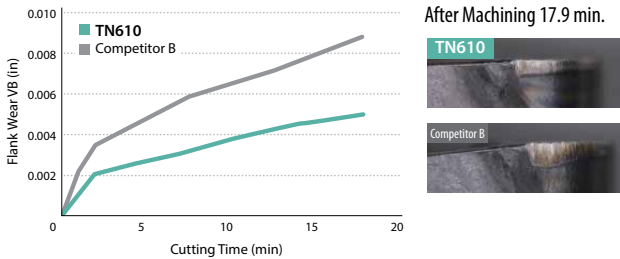
Uncoated Cermet

High Speed / Continuous

TN610

Higher wear resistance during continuous and finish machining
High quality / High precision machining

Wear Resistance Comparison (In-house Evaluation)



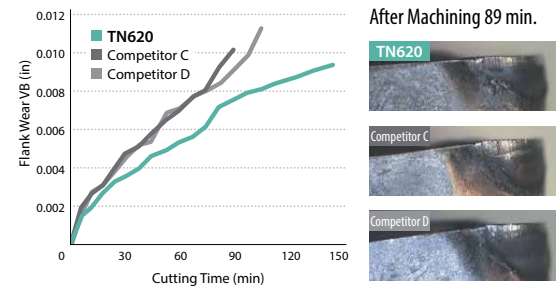
Cutting Conditions: $V_c = 980$ sfm, D.O.C. = 0.039", $f = 0.008$ ipr
Wet, CNMG432 type Workpiece: 4137

General Use

TN620

General use for quality surface finishes with balanced wear and fracture resistance

Wear Resistance Comparison (Internal Evaluation)



Cutting Conditions: $V_c = 660$ sfm, $f = 0.008$ ipr, D.O.C. = 0.039"
Wet, CNMG432 type Workpiece: 4137

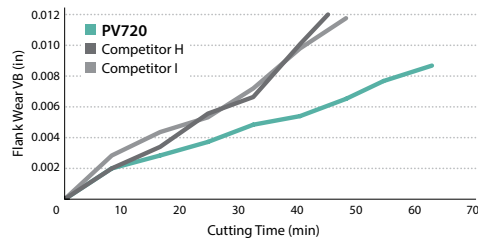
MEGACOAT NANO Cermet

High Speed / Continuous

PV710

Long tool life during high speed and continuous machining

Wear Resistance Comparison (Internal Evaluation)



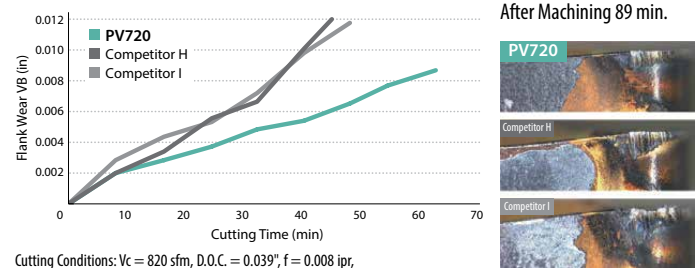
Cutting Conditions: $V_c = 1150$ sfm, D.O.C. = 0.039", $f = 0.008$ ipr
Wet, CNMG432 type Workpiece: 4137

General Use

PV720


High efficiency machining and superior surface finish

Wear Resistance Comparison (Internal Evaluation)




















Cutting Conditions: $V_c = 820$ sfm, D.O.C. = 0.039", $f = 0.008$ ipr
Wet, CNMG432 type Workpiece: 4137

Steel Application Range



Negative Inserts

Shape Right-hand Shown	Part Number	Dimensions (in)				TN610	TN620	PV710	PV720	
		IC	Thickness	Hole	Corner-R (RE)					
 Finishing	CNMG 4305PP	1/2	3/16	0.203	0.008	●	●	●	●	
	431PP				1/64	●	●	●	●	
	432PP				1/32	●	●	●	●	
	433PP				3/64	●	●	●	●	
 Finishing-Medium	CNMG 431PQ	1/2	3/16	0.203	1/64	●	●	●	●	
	432PQ				1/32	●	●	●	●	
	433PQ				3/64	●	●	●	●	
					3/64	●	●	●	●	
 Medium-Roughing	CNMG 431PG	1/2	3/16	0.203	1/64	●	●	●	●	
	432PG				1/32	●	●	●	●	
	433PG				3/64	●	●	●	●	
					3/64	●	●	●	●	
 Finishing	DNMG 4305PP	1/2	3/16	0.203	0.008	●	●	●	●	
	431PP				1/64	●	●	●	●	
	432PP				1/32	●	●	●	●	
	433PP				3/64	●	●	●	●	
 Finishing	DNMG 4405PP	1/2	1/4	0.203	0.008	●	●	●	●	
	441PP				1/64	●	●	●	●	
	442PP				1/32	●	●	●	●	
	443PP				3/64	●	●	●	●	
					3/64	●	●	●	●	
 Finishing-Medium	DNMG 431PQ	1/2	3/16	0.203	1/64	●	●	●	●	
	432PQ				1/32	●	●	●	●	
	433PQ				3/64	●	●	●	●	
	DNMG 441PQ	1/64	1/2	1/4	0.203	1/64	●	●	●	●
		1/32				●	●	●	●	
3/64		●				●	●	●		
 Medium-Roughing	DNMG 431PG	1/2	3/16	0.203	1/64	●	●	●	●	
	432PG				1/32	●	●	●	●	
	433PG				3/64	●	●	●	●	
	DNMG 441PG	1/64	1/2	1/4	0.203	1/64	●	●	●	●
		1/32				●	●	●	●	
3/64		●				●	●	●		
 Finishing-Medium	SNMG 431PQ	1/2	3/16	0.203	1/64	●	●	●	●	
	432PQ				1/32	●	●	●	●	
 Medium-Roughing	SNMG 432PG	1/2	3/16	0.203	1/32	●	●	●	●	
	433PG				3/64	●	●	●	●	
	434PG				0.063	●	●	●	●	
					0.063	●	●	●	●	
 Finishing	TNMG 3305PP	3/8	3/16	0.150	0.008	●	●	●	●	
	331PP				1/64	●	●	●	●	
	332PP				1/32	●	●	●	●	
	333PP				3/64	●	●	●	●	
 Finishing-Medium	TNMG 331PQ	3/8	3/16	0.150	1/64	●	●	●	●	
	332PQ				1/32	●	●	●	●	
	333PQ				3/64	●	●	●	●	
 Medium-Roughing	TNMG 331PG	3/8	3/16	0.150	1/64	●	●	●	●	
	332PG				1/32	●	●	●	●	
	333PG				3/64	●	●	●	●	
 Finishing	VNMG 3305PP	3/8	3/16	0.150	0.008	●	●	●	●	
	331PP				1/64	●	●	●	●	
	332PP				1/32	●	●	●	●	
	333PP				3/64	●	●	●	●	
 Finishing-Medium	VNMG 331PQ	3/8	3/16	0.150	1/64	●	●	●	●	
	332PQ				1/32	●	●	●	●	
	333PQ				3/64	●	●	●	●	
 Finishing	WNMG 4305PP	1/2	3/16	0.203	0.008	●	●	●	●	
	431PP				1/64	●	●	●	●	
	432PP				1/32	●	●	●	●	
	433PP				3/64	●	●	●	●	
 Finishing-Medium	WNMG 431PQ	1/2	3/16	0.203	1/64	●	●	●	●	
	432PQ				1/32	●	●	●	●	
 Medium-Roughing	WNMG 431PG	1/2	3/16	0.203	1/64	●	●	●	●	
	432PG				1/32	●	●	●	●	












● : Standard Item

All 2019 Summer / Fall Offers Valid through December 31, 2019

All promotional items are available exclusively through Authorized North American Kyocera Precision Tool Distributors.

Please use specified Promo Code or Kit Part Number when placing orders. To locate a distributor visit www.kyoceraprecisiontools.com/locate. Prices shown valid in U.S. only.

Positive Inserts

Shape Right-hand Shown	Part Number	Dimensions (in)					TN610	TN620	PV710	PV720	Shape Right-hand Shown	Part Number	Dimensions (in)					TN610	TN620	PV710	PV720				
		IC	Thickness	Hole	Corner-R (RE)	Relief Angle							IC	Thickness	Hole	Corner-R (RE)	Relief Angle								
 Finishing	CCMT 21505PP	1/4	3/32	0.110	0.008	7°	●	●	●	●	 Finishing-Medium	DCMT 21505GK	1/4	3/32	0.110	0.008	7°	●	●	●	●				
	2151PP				1/64		●	●	●	●															
	DCMT 2152GK	1/32	●	●	●	●																			
	CCMT 32505PP	3/8	5/32	0.173	0.008	7°	●	●	●	●		DCMT 32505GK	3/8	5/32	0.173	0.008	7°	●	●	●	●				
3251PP	1/64				●		●	●	●																
3252PP	1/32	●	●	●	●																				
DCMT 3252GK	1/32	●	●	●	●																				
 Finishing-Medium	CCMT 21505GK	1/4	3/32	0.110	0.008	7°	●	●	●	●	 Finishing-Medium	DCMT 21505HQ	1/4	3/32	0.110	0.008	7°	●	●	●	●				
	2151GK				1/64		●	●	●	●															
	DCMT 2152HQ	1/32	●	●	●	●																			
	CCMT 32505GK	3/8	5/32	0.173	0.008	7°	●	●	●	●		2151HQ	3/8	5/32	0.173	1/64	7°	●	●	●	●				
3251GK	1/64				●		●	●	●																
DCMT 3252HQ	1/32	●	●	●	●																				
CCMT 431GK	1/2	3/16	0.217	1/64	7°	●	●	●	●	2152HQ	3/8	5/32				0.173		1/64	7°	●	●	●	●		
432GK				1/32		●	●	●	●																
 Finishing-Medium	CCMT 21505HQ	1/4	3/32	0.110	0.008	7°	●	●	●	●			 Finishing	VBMT 2205PP	1/4		1/8	0.110		0.008	5°	●	●	●	●
	2151HQ				1/64		●	●	●	●															
	DCMT 222PP	1/32	●	●	●	●																			
	CCMT 32505HQ	3/8	5/32	0.173	0.008	7°	●	●	●	●	221PP	3/8		3/16	0.173	1/64	5°	●	●	●	●				
3251HQ	1/64				●		●	●	●																
3252HQ	1/32	●	●	●	●																				
CPMT 251505PP	5/16	3/32	0.130	0.008	11°	●	●	●	●	222PP	3/8		3/16			0.173		1/32	5°	●	●	●	●		
25151PP				1/64		●	●	●	●																
 Finishing	CPMT 3205PP	3/8	1/8	0.173	0.008	11°	●	●	●	●		VBMT 331PP		3/8	3/16		0.173	1/64		5°	●	●	●	●	
	321PP				1/64		●	●	●	●															
	322PP				1/32		●	●	●	●															
 Finishing-Medium	CPMH 25151HQ	5/16	3/32	0.138	1/64	11°	●	●	●	●	 Finishing	VBMT 2205VF	1/4	1/8	0.110	0.008	5°	●	●	●	●				
	25152HQ				1/32		●	●	●	●															
	CPMH 321HQ	3/8	1/8	0.177	1/64	11°	●	●	●	●		221VF				3/8		3/16	0.173	1/64	5°	●	●	●	●
	322HQ				1/32		●	●	●	●															
 Finishing	DCMT 21505PP	1/4	3/32	0.110	0.008	7°	●	●	●	●	 Finishing-Medium	VBMT 3305VF	3/8	3/16	0.173		0.008			5°		●	●	●	●
	2151PP				1/64		●	●	●	●															
	DCMT 32505PP	3/8	5/32	0.173	0.008	7°	●	●	●	●		331VF				3/8	3/16	0.173	1/64		5°	●	●	●	●
	3251PP				1/64		●	●	●	●															
3252PP	1/32	●	●	●	●																				
DCMT 21505GK	1/4	3/32	0.110	0.008	7°	●	●	●	●	332VF	3/8	3/16	0.173	1/32	5°				●	●		●	●		
2151GK				1/64		●	●	●	●																
DCMT 32505GK	3/8	5/32	0.173	0.008	7°	●	●	●	●	333VF				3/8		3/16	0.173	3/64	5°	●	●	●	●		
3251GK				1/64		●	●	●	●																
3252GK	1/32	●	●	●	●																				


HIGH-FEED MILLING

DRILLING

TURNING

GROOVING & CUT-OFF

SOLID ROUND TOOLS



● : Standard Item

KYOCERA Precision Tools, Inc.

P : 800.823.7284 • F : 828.692.1344 • E : ctsales@kyocera.com
 Official Website : www.kyoceraprecisiontools.com • Distributor Website : mykpti.kyocera.com



CAST IRON TURNING KITS

CA310
High-Speed Continuous
CA315
General Use

CA3-SERIES INSERTS AND DOUBLE-CLAMP HOLDER KITS

Promo Code: **KYO-CA3-KIT**

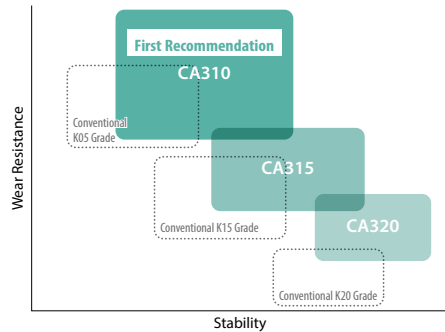
CA3-Series for Reliable and Efficient Cast Iron Turning

Improved Coating Adhesion Prevents Chipping and Provides Stable Machining

CA310 for High-Speed Continuous Machining

Focused on wear resistance for machining gray cast iron through the deposition of a thickened alumina coating layer

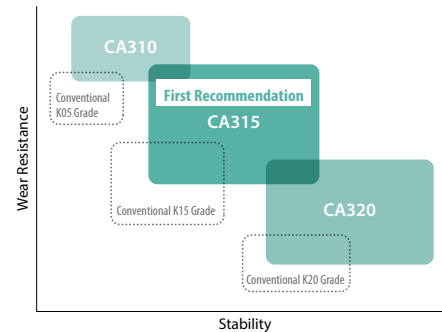
Gray Cast Iron **1st Recommendation CA310**



CA315 for General Machining

Excellent performance for machining gray & nodular cast iron by optimizing the total coating layer thickness

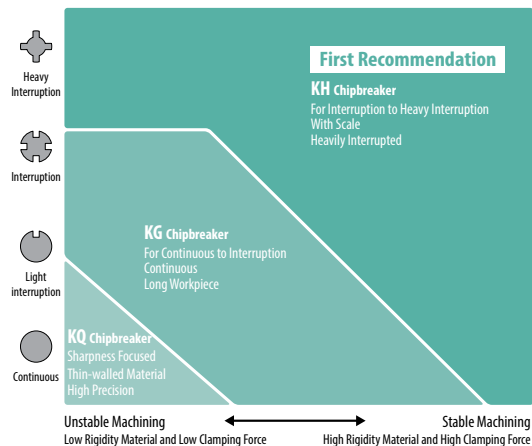
Nodular Cast Iron **1st Recommendation CA315**



Innovative Coating Layers

Superior Hardness and Toughness with Excellent Fracture and Wear Resistance

Recommended K-Series Chipbreakers



First Recommendation

KH Chipbreaker (For Interrupted to Heavily Interrupted)

Good for Heavily Interrupted Machining
Focus on High Stability with Flat Land

KG Chipbreaker (for Continuous to Interrupted)

For Various Cast Iron Machining Applications
Chipping Resistance is Improved Despite Having a Positive Land



All 2019 Summer / Fall Offers Valid through December 31, 2019

All promotional items are available exclusively through Authorized North American Kyocera Precision Tool Distributors.


Please use specified Promo Code or Kit Part Number when placing orders. To locate a distributor visit www.kyoceraprecisiontools.com/locate. Prices shown valid in U.S. only.



Cast Iron Turning Kits

Includes (1) Toolholder and (10) Inserts

Choose your Toolholder, Insert Chipbreaker, and Insert Grade



Pick 1 Toolholder Part Number		Shank Size (Square)	Overall Length	Insert Part Number	Pick 1 Chipbreaker	Pick 1 Insert Grade	U.S. Kit Price				
	DCLNR12-4B	0.750"	4.500"	CNMG 432	KG (for Continuous to Interrupted)	CA310 (for High-Speed Continuous Machining)	\$100.00				
	DCLNL12-4B						\$110.00				
	DCLNR 16-4D	1.000"	6.000"				\$110.00				
	DCLNL16-4D						\$120.00				
	DDJNR 12-4B	0.750"	4.500"	DNMG 432			KH (for Interrupted to Heavily Interrupted)	CA315 (for General Machining)	\$110.00		
	DDJNRL12-4B								\$120.00		
	DDJNR 16-4D	1.000"	6.000"						\$100.00		
	DDJNL 16-4D								\$110.00		
	DWLNR 12-4B	0.750"	4.500"	WNMG 432							\$100.00
	DWLNL 12-4B										\$110.00
	DWLNR 16-4D	1.000"	6.000"		\$100.00						
	DWLNL 16-4D				\$110.00						

CA3-Series Inserts

Usage Classification

- ★ Roughing / 1st Choice
- ☆ Roughing / 2nd Choice

K	Gray Cast Iron	★	☆
	Ductile Cast Iron		★

Insert	Part Number	Dimensions (in)				CVD Coating	
		IC	Thickness	Hole	Corner-R (RE)	CA310	CA315
Sharp Edge	CNMG 432KG	1/2	3/16	0.203	1/32	●	●
Roughing	CNMG 432KH					●	●
Sharp Edge	DNMG 432KG	1/2	3/16	0.203	1/32	●	●
Roughing	DNMG 432KH					●	●
Sharp Edge	WNMG 432KG	1/2	3/16	0.203	1/32	●	●
Roughing	WNMG 432KH					●	●

* No chipbreaker or geometry substitutions

● : Standard Item

KYOCERA Precision Tools, Inc.

P : 800.823.7284 • F : 828.692.1344 • E : ctsales@kyocera.com

Official Website : www.kyoceraprecisiontools.com • Distributor Website : mykpti.kyocera.com

HIGH-FEED MILLING

DRILLING

TURNING

GROOVING & CUT-OFF

SOLID ROUND TOOLS



STEEL TURNING KITS

CA025P Next Generation CVD

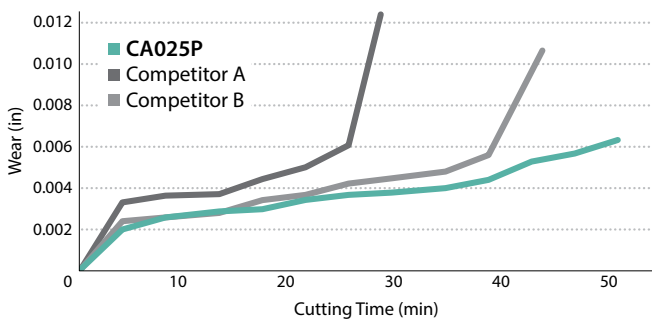
NEXT GENERATION CVD FOR STEEL TURNING

Promo Code: *KYO-CA025P-KIT*

Improved Wear Resistance with New CVD Grade for Steel

- Thickened Alumina with Good Thermal Resistance (Twice as thick as conventional coating)
- Improved Plastic Deformation Resistance by Increased Temperature Strength

Wear Resistance Comparison (Internal Evaluation)



CA025P (50.4 min)

Competitor A (29.4 min)

Competitor B (42 min)




Good Surface Condition

Cutting Conditions : $V_c = 980 \text{ sfm}$, $D.O.C. = 0.059''$, $f = 0.012 \text{ ipr}$, Wet Workpiece : 4137

CA025P Maintains Smooth and Flat Surface with Stable Tool Life


Wear Comparison (Internal Evaluation) Cutting Time 25.2 min

CA025P



Stable Wear on Surface

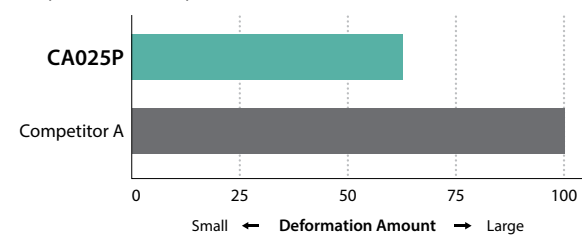
Competitor A



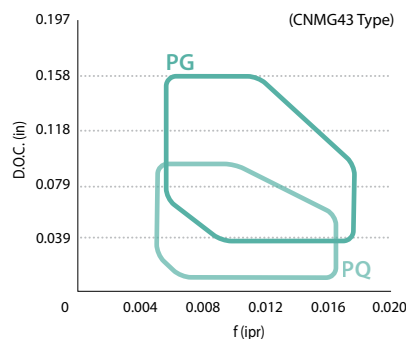
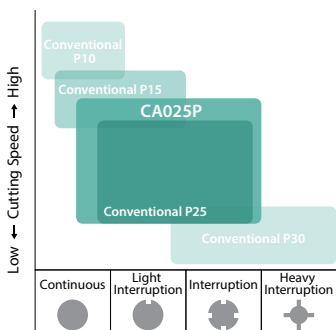
Unstable Wear Pattern

Cutting Conditions : $V_c = 980 \text{ sfm}$, $D.O.C. = 0.059''$, $f = 0.012 \text{ ipr}$, Wet Workpiece : 4137

Plastic Deformation Comparison under High Temperature (Internal Evaluation) Comparison with Competitor A



Insert Grade and Chipbreaker Applications



PG Chipbreaker (Medium-Roughing)

Stable Machining and Good Chip Control in a Wide Range of Applications

PQ Chipbreaker (Finishing-Medium)

Reduces Chip Clogging and Resistance at High Feed Rates

All 2019 Summer / Fall Offers Valid through December 31, 2019

All promotional items are available exclusively through Authorized North American Kyocera Precision Tool Distributors.

Please use specified Promo Code or Kit Part Number when placing orders. To locate a distributor visit www.kyoceraprecisiontools.com/locate. Prices shown valid in U.S. only.

HIGH-FEED MILLING

DRILLING

TURNING

GROOVING & CUT-OFF




SOLID ROUND TOOLS



Steel Turning Kits







Includes (1) Toolholder and (10) Inserts
Choose your Toolholder and Insert Chipbreaker



Pick 1 Toolholder Part Number		Shank Size (Square)	Overall Length	Insert Part Number	Pick 1 Chipbreaker	Insert Grade	U.S. Kit Price				
	DCLNR12-4B	0.750"	4.500"	CNMG 432	PG (for Medium-Roughing) PQ (for Finishing-Medium)	CA025P (for General Machining)	\$100.00				
	DCLNL12-4B						\$110.00				
	DCLNR 16-4D	1.000"	6.000"				\$110.00				
	DCLNL16-4D						\$110.00				
	DDJNR 12-4B	0.750"	4.500"	DNMG 432			PG (for Medium-Roughing) PQ (for Finishing-Medium)	CA025P (for General Machining)	\$110.00		
	DDJNRL12-4B								\$120.00		
	DDJNR 16-4D	1.000"	6.000"						\$100.00		
	DDJNL 16-4D								\$110.00		
	DWLNR 12-4B	0.750"	4.500"	WNMG 432					PG (for Medium-Roughing) PQ (for Finishing-Medium)	CA025P (for General Machining)	\$100.00
	DWLNL 12-4B										\$110.00
	DWLNR 16-4D	1.000"	6.000"		\$100.00						
	DWLNL 16-4D				\$110.00						

CA025P Inserts

Usage Classification

★ Roughing / 1st Choice	P	Carbon Steel / Alloy Steel	★			
☆ Roughing / 2nd Choice		Mold Steel	★			
Insert	Part Number	Dimensions (in)				CVD Coating
		IC	Thickness	Hole	Corner-R (RE)	CA025P
 Medium-Roughing	CNMG 432PG	1/2	3/16	0.203	1/32	●
 Finishing-Medium	CNMG 432PQ					●
 Medium-Roughing	DNMG 432PG	1/2	3/16	0.203	1/32	●
 Finishing-Medium	DNMG 432PQ					●
 Medium-Roughing	WNMG 432PG	1/2	3/16	0.203	1/32	●
 Finishing-Medium	WNMG 432PQ					●

* No chipbreaker or geometry substitutions

● : Standard Item

KYOCERA Precision Tools, Inc.

P : 800.823.7284 • F : 828.692.1344 • E : ctsales@kyocera.com

Official Website : www.kyoceraprecisiontools.com • Distributor Website : mykpti.kyocera.com

HIGH-FEED MILLING

DRILLING

TURNING

GROOVING & CUT-OFF

SOLID ROUND TOOLS



STAINLESS STEEL TURNING KITS

CA6515
High-Speed Continuous
CA6525
General Use

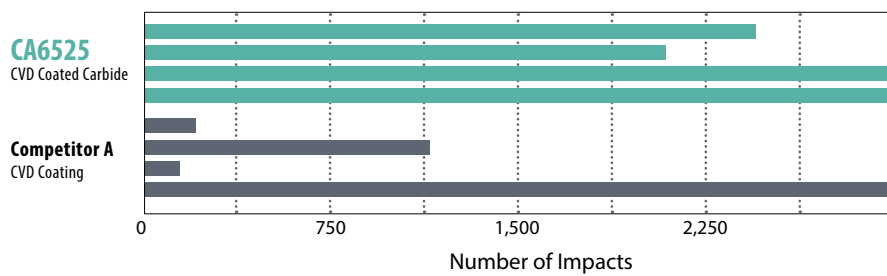
CA65-SERIES INSERTS AND DOUBLE-CLAMP HOLDER KITS

Promo Code: *KYO-CA65-KIT*

Excellent Fracture Toughness and Machining Stability

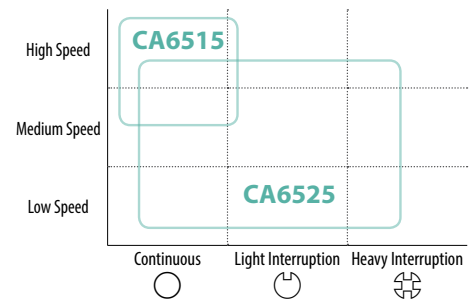
Low Cutting Resistance and Reduced Adhesion and Edge Buildup

CA6526 Cutting Performance



Cutting Conditions: $V_c = 330$ sfm, $D.O.C. = 0.02"$, $f = 0.012$ ipr, Wet
Workpiece Material: 304 SS, Insert: CNMG432 PR1125, 4 Grooves

Grade Application Range



Insert Grade and Chipbreaker Applications

High Performance Chipbreakers for Various Machining Applications

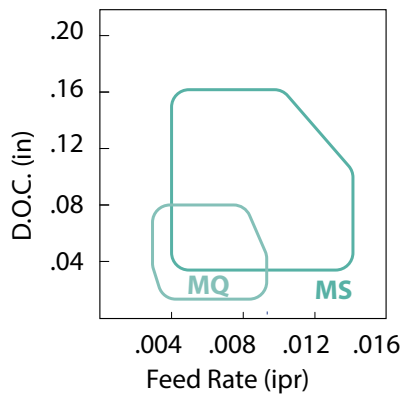
MS Chipbreaker

- First recommendation for medium to roughing
- Positive land
- Tough cutting edge
- Good chip control

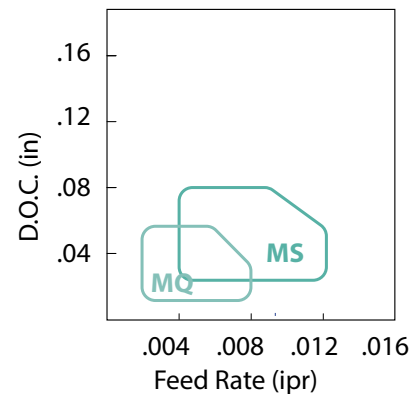
MQ Chipbreaker

- For finishing to medium
- Large rake angle with circular edge line
- Low cutting force and good chip control

(Stainless Steel)



(Heat-Resistant Alloys)



All 2019 Summer / Fall Offers Valid through December 31, 2019

All promotional items are available exclusively through Authorized North American Kyocera Precision Tool Distributors.

Please use specified Promo Code or Kit Part Number when placing orders. To locate a distributor visit www.kyoceraprecisiontools.com/locate. Prices shown valid in U.S. only.

HIGH-FEED MILLING

DRILLING

TURNING

GROOVING & CUT-OFF


SOLID ROUND TOOLS






Stainless Steel Turning Kits

Includes (1) Toolholder and (10) Inserts







Choose your Toolholder, Insert Chipbreaker, and Insert Grade



Pick 1 Toolholder Part Number		Shank Size (Square)	Overall Length	Insert Part Number	Pick 1 Chipbreaker	Pick 1 Insert Grade	U.S. Kit Price				
	DCLNR12-4B	0.750"	4.500"	CNMG 432	MS (for Medium-Roughing)	CA6515 (for High-Speed Continuous Machining)	\$100.00				
	DCLNL12-4B										
	DCLNR 16-4D	1.000"	6.000"				\$110.00				
	DCLNL16-4D										
	DDJNR 12-4B	0.750"	4.500"	DNMG 432			MU (for Finishing-Medium)	CA6525 (for General Machining)	\$110.00		
	DDJNRL12-4B										
	DDJNR 16-4D	1.000"	6.000"						\$120.00		
	DDJNRL 16-4D										
	DWLNR 12-4B	0.750"	4.500"	WNMG 432							\$100.00
	DWLNL 12-4B										
	DWLNR 16-4D	1.000"	6.000"		\$110.00						
	DWLNL 16-4D										

CA65-Series Inserts

Usage Classification

Insert	Part Number	Dimensions (in)				CVD Coating	
		IC	Thickness	Hole	Corner-R (RE)	CA6515	CA6525
 Medium-Roughing	CNMG 432MS	1/2	3/16	0.203	1/32	★	★
 Finishing-Medium	CNMG 432MU					☆	☆
 Medium-Roughing	DNMG 432MS	1/2	3/16	0.203	1/32	★	★
 Finishing-Medium	DNMG 432MU					★	★
 Medium-Roughing	WNMG 432MS	1/2	3/16	0.203	1/32	★	★
 Finishing-Medium	WNMG 432MU					★	★

* No chipbreaker or geometry substitutions

● : Standard Item

KYOCERA Precision Tools, Inc.

P : 800.823.7284 • F : 828.692.1344 • E : ctsales@kyocera.com

Official Website : www.kyoceraprecisiontools.com • Distributor Website : mykpti.kyocera.com

HIGH-FEED MILLING

DRILLING

TURNING

GROOVING & CUT-OFF

SOLID ROUND TOOLS



PR005S
High-Speed Continuous
PR015S
General Use

PRO-SERIES INSERTS AND DOUBLE-CLAMP HOLDER KITS

Promo Code: **KYO-PRO-KIT**

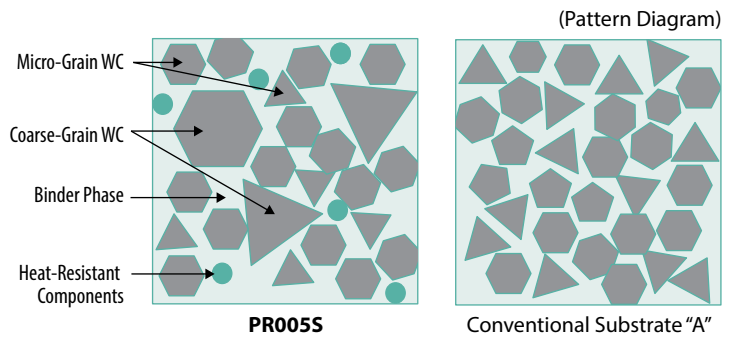
Newly Developed Substrate Helps to Reduce Sudden Fracture and Notch Wear

Improved thermal conductivity by optimum distribution of WC coarse grains

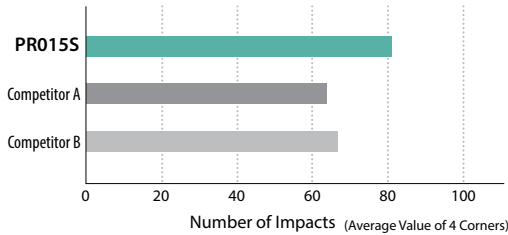
Resists heat concentration at the cutting edge to promote stable machining

PR005S
Hard, Wear-resistant Grade for High-speed Machining

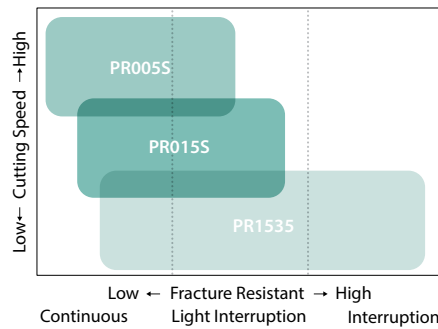
PR015S
General Purpose Grade with Excellent Wear Resistance and Stability



Fracture Resistance Comparison (Internal Evaluation)

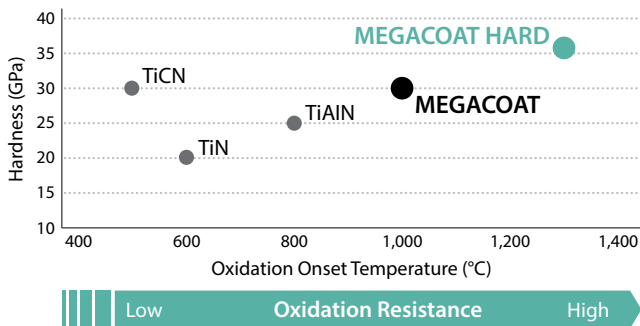


Cutting Conditions: $V_c = 80$ sfm, D.O.C. = 0.039", $f = 0.004$ ipr, Wet
CNMG432 Type Workpiece: Nickel-based Superalloy Cylindrical Workpiece with 1 Flat Face



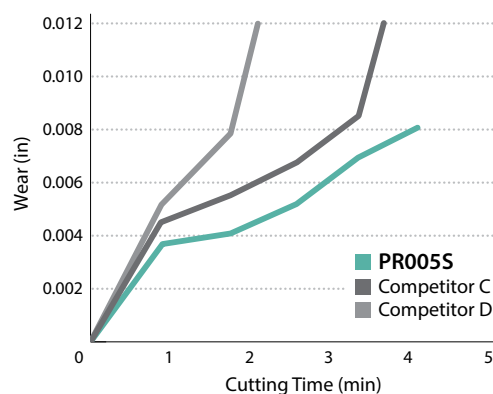
Improved Wear Resistance with MEGACOAT HARD Coating

Coating Film Property (Internal Evaluation)




Excellent wear resistance with high-hardness resists boundary damage with improved thermal properties

Wear Resistance Comparison (Internal Evaluation)



Machining Time: 3.5 min
Competitor D could only reach 2.6 minutes.



Cutting Conditions: $V_c = 200$ sfm, D.O.C. = 0.039", $f = 0.008$ ipr, Wet, CNMG432 Type
Workpiece: Nickel-based Superalloy

All 2019 Summer / Fall Offers Valid through December 31, 2019

All promotional items are available exclusively through Authorized North American Kyocera Precision Tool Distributors.

Please use specified Promo Code or Kit Part Number when placing orders. To locate a distributor visit www.kyoceraprecisiontools.com/locate. Prices shown valid in U.S. only.



Heat-Resistant Alloy Turning Kits

Includes (1) Toolholder and (10) Inserts

Choose your Toolholder, Insert Chipbreaker, and Insert Grade



Pick 1 Toolholder Part Number		Shank Size (Square)	Overall Length	Insert Part Number	Pick 1 Chipbreaker	Pick 1 Insert Grade	U.S. Kit Price				
	DCLNR12-4B	0.750"	4.500"	CNMG 432	MS (for Medium-Roughing)	PRO055 (for High-Speed Continuous Machining)	\$100.00				
	DCLNL12-4B						\$110.00				
	DCLNR 16-4D	1.000"	6.000"				\$110.00				
	DCLNL16-4D						\$120.00				
	DDJNR 12-4B	0.750"	4.500"	DNMG 432			SQ (for Finishing-Medium)	PRO155 (for General Machining)	\$110.00		
	DDJNRL12-4B								\$120.00		
	DDJNR 16-4D	1.000"	6.000"						\$100.00		
	DDJNRL 16-4D								\$110.00		
	DWLNR 12-4B	0.750"	4.500"	WNMG 432							\$100.00
	DWLNL 12-4B										\$110.00
	DWLNR 16-4D	1.000"	6.000"		\$100.00						
	DWLNL 16-4D				\$110.00						

PRO-Series Inserts

Usage Classification

★ Roughing / 1st Choice ☆ Roughing / 2nd Choice	P	Stainless Steel		★			
	S	Heat Resistant Alloy (Ni-base)	★	★			
		Titanium Alloy (Ti-6Al-4V)		★			
Insert	Part Number	Dimensions (in)				MEGACOAT HARD	
		IC	Thickness	Hole	Corner-R (RE)	PRO055	PRO155
 Medium-Roughing	CNMG 432MS	1/2	3/16	0.203	1/32	●	●
 Finishing-Medium	CNMG 432SQ					●	●
 Medium-Roughing	DNMG 432MS	1/2	3/16	0.203	1/32	●	●
 Finishing-Medium	DNMG 432SQ					●	●
 Medium-Roughing	WNMG 432MS	1/2	3/16	0.203	1/32	●	●

* No chipbreaker or geometry substitutions

● : Standard Item

KYOCERA Precision Tools, Inc.

P : 800.823.7284 • F : 828.692.1344 • E : ctsales@kyocera.com

Official Website : www.kyoceraprecisiontools.com • Distributor Website : mykpti.kyocera.com

HIGH-FEED MILLING

DRILLING

TURNING

GROOVING & CUT-OFF

SOLID ROUND TOOLS



Buy 20 Inserts | **FREE** Integral Holder
 Buy 30 Inserts | **FREE** SwitchBlade Holder

KGD
 Integral Style
KGD-S
 SwitchBlade Style

KGD GROOVING & CUT-OFF SYSTEM

Promo Code: *KYO-KGD-FREE*

Integral Type and SwitchBlade Type Toolholders for Various Applications

Good Chip Control

Reduces damage of cutting edge caused by crushing chips

Comprehensive Toolholder Lineup

Integral and SwitchBlade style holders available

Long Tool Life and Stable Machining of Various Workpieces

MEGACOAT NANO grade PR1535 is used to machine various materials from steel to stainless steel

Integral Type



Integral Type for Small Dia. Grooving & Cut-Off



SwitchBlade Type



Integral Style: Toolholders with a wide lineup of inserts for various groove widths and depths

SwitchBlade Style: Toolholders with replaceable blades for various types of grooving and cut-off operations

All 2019 Summer / Fall Offers Valid through December 31, 2019

All promotional items are available exclusively through Authorized North American Kyocera Precision Tool Distributors.

Please use specified Promo Code or Kit Part Number when placing orders. To locate a distributor visit www.kyoceraprecisiontools.com/locate. Prices shown valid in U.S. only.

HIGH-FEED MILLING

DRILLING

TURNING

GROOVING & CUT-OFF

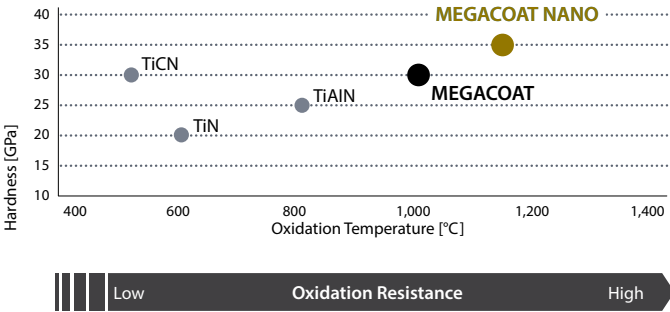
SOLID ROUND TOOLS

Integral vs. SwitchBlade Selection Guide

Integral	SwitchBlade
<ul style="list-style-type: none"> • Various toolholder lineup Available for various grooving depths (shallow /medium / deep) Optimum overhang length • Available for low-rigidity machines and workpieces • For small machines with limited work space (Automatic lathe, small lathe, etc.) 	<ul style="list-style-type: none"> • Good for high-mix low-volume production Good for various groove widths by replacing blades • Good for difficult-to-cut material Tough cutting conditions Toolholder cost reduction with replaceable blades • Face grooving is possible by changing blade * Be sure to check the hand compatibility of the blade and toolholder

MEGACOAT / MEGACOAT NANO Coating Technology for Long Tool Life

Coating Properties



PR1535 (MEGACOAT NANO)
For machining of stainless steel

PR1225 (MEGACOAT)
For Steel Grooving and Cut-off

HIGH-FEED MILLING

DRILLING

TURNING

GROOVING & CUT-OFF

SOLID ROUND TOOLS

KGD-S 0° SwitchBlade Holders

Buy **30** Inserts and Receive a **FREE** Holder
 Insert sizes may be mixed-and-matched but must fit chosen holder



HIGH-FEED MILLING

DRILLING

TURNING

GROOVING & CUT-OFF

SOLID ROUND TOOLS

Shank Angle	Width (in)	Unit Part Number (Toolholder + Blade)	Stock		Dimensions (in)			Insert Width CW (in)		Applicable Inserts See Page 73
			R	L	Shank Size (Square)	Overall Length	MAX Groove Depth	MIN	MAX	
0.079 (2mm)		KGD $\frac{R}{L}$ 12X-2T17S	●	●	0.75	4.80	0.669 (17mm)	0.079 (2mm)	0.118 (3mm)	GDM2420N020-GM GDM3020N020-GM GDM3020N040-GM
		16X-2T17S	●	●	1.00	5.78				
0.118 (3mm)		KGD $\frac{R}{L}$ 12X-3T10S	●	●	0.75	4.52	0.394 (10mm)	0.118 (3mm)	0.157 (4mm)	GDM3020N020-GM GDM3020N040-GM GDM4020N020-GM GDM4020N080-GM
		16X-3T10S	●	●	1.00	5.51				
	KGD $\frac{R}{L}$ 12X-3T20S	●	●	0.75	4.92	0.787 (20mm)				
	16X-3T20S	●	●	1.00	5.90					
0°	0.157 (4mm)	KGD $\frac{R}{L}$ 12X-4T10S	●	●	0.75	4.52	0.394 10mm)	0.157 (4mm)	0.197 (5mm)	GDM4020N020-GM GDM4020N080-GM GDM5020N040-GM
		16X-4T10S	●	●	1.00	5.51				
	KGD $\frac{R}{L}$ 12X-4T20S	●	●	0.75	4.92	0.787 (20mm)				
	16X-4T20S	●	●	1.00	5.90					
	KGD $\frac{R}{L}$ 12X-4T25S	●	●	0.75	5.11	0.984 (25mm)				
	16X-4T25S	●	●	1.00	6.10					
0.197 (5mm)		KGD $\frac{R}{L}$ 12X-5T10S	●	●	0.75	4.52	0.394 (10mm)	0.197 (5mm)	0.236 (6mm)	GDM5020N040-GM GDM6020N040-GM GDM6020N080-GM
		16X-5T10S	●	●	1.00	5.51				
	KGD $\frac{R}{L}$ 12X-5T25S	●	●	0.75	5.11	0.984 (25mm)				
	16X-5T25S	●	●	1.00	6.10					

● : Standard Item

All 2019 Summer / Fall Offers Valid through December 31, 2019

All promotional items are available exclusively through Authorized North American Kyocera Precision Tool Distributors.

Please use specified Promo Code or Kit Part Number when placing orders. To locate a distributor visit www.kyoceraprecisiontools.com/locate. Prices shown valid in U.S. only.

KGD Integral Holders

Buy **20** Inserts and Receive a **FREE** Holder
 Insert sizes may be mixed-and-matched but must fit chosen holder



Width (in)	Toolholder Part Number	Stock		Dimensions (in)			Insert Width CW (in)		Applicable Inserts See Page 73
		R	L	Shank Size (Square)	Overall Length	MAX Groove Depth	MIN	MAX	
0.079 (2mm)	KGD $\frac{R}{L}$ 12-2T17	●	●	0.75	4.92	0.669 (17mm)	0.079 (2mm)	0.118 (3mm)	GDM2420N020-GM GDM3020N020-GM GDM3020N040-GM
	16-2T17	●	●	1.00	5.90				
0.118 (3mm)	KGD $\frac{R}{L}$ 12-3T10	●	●	0.75	4.92	0.394 (10mm)	0.118 (3mm)	0.157 (4mm)	GDM3020N020-GM GDM3020N040-GM GDM4020N020-GM GDM4020N080-GM
	16-3T10	●	●	1.00	5.90				
	KGD $\frac{R}{L}$ 12-3T20	●	●	0.75	4.92	0.787 (20mm)			
	16-3T20	●	●	1.00	5.90				
0.157 (4mm)	KGD $\frac{R}{L}$ 12-4T10	●	●	0.75	4.92	0.394 (10mm)	0.157 (4mm)	0.197 (5mm)	GDM4020N020-GM GDM4020N080-GM GDM5020N040-GM
	16-4T10	●	●	1.00	5.90				
	KGD $\frac{R}{L}$ 12-4T20	●	●	0.75	4.92	0.787 (20mm)			
	16-4T20	●	●	1.00	5.90				
	KGD $\frac{R}{L}$ 16-4T25	●	●	1.00	5.90				
0.197 (5mm)	KGD $\frac{R}{L}$ 12-5T10	●	●	0.75	4.92	0.394 (10mm)	0.197 (5mm)	0.236 (6mm)	GDM5020N040-GM GDM6020N040-GM GDM6020N080-GM
	16-5T10	●	●	1.00	5.90				
	KGD $\frac{R}{L}$ 12-5T17	●	●	0.75	4.92	0.669 (17mm)			
	16-5T17	●	●	1.00	5.90				
	KGD $\frac{R}{L}$ 16-5T25	●	●	1.00	5.90				
0.236 (6mm)	KGD $\frac{R}{L}$ 16-6T15	●	●	1.00	5.90	0.590 (15mm)	0.236 (6mm)	0.236 (6mm)	GDM6020N040GM GDM6020N080GM
	16-6T30	●	●	1.00	5.90	1.181 (30mm)			
0.315 (8mm)	KGD $\frac{R}{L}$ 16-8T25	●	●	1.00	5.90	0.984 (25mm)	0.315 (8mm)	0.315 (8mm)	GDM8030N080GM

● : Standard Item

KYOCERA Precision Tools, Inc.

P : 800.823.7284 • F : 828.692.1344 • E : ctsales@kyocera.com

Official Website : www.kyoceraprecisiontools.com • Distributor Website : mykpti.kyocera.com

HIGH-FEED MILLING

DRILLING


TURNING

GROOVING & CUT-OFF

SOLID ROUND TOOLS

KGD Integral Holders for Small Parts

Buy **20** Inserts and Receive a **FREE** Holder
 Insert sizes may be mixed-and-matched but must fit chosen holder



HIGH-FEED MILLING

DRILLING

TURNING

GROOVING & CUT-OFF

SOLID ROUND TOOLS

Width (in)	Toolholder Part Number	Stock		Dimensions (in)			Insert Width CW (in)		Applicable Inserts See Page 73
		R	L	Shank Size (Square)	Overall Length	Cut-Off Dia.	MIN	MAX	
0.059 (1.5mm)	KGD[®]/L 6-1.5JX	●	●	0.375	4.75	0.787	-	0.059 (1.5mm)	GDM1516N-003PF
	8-1.5JX	●	●	0.500	4.75	0.944			
0.079 (2mm)	KGD[®]/L 6-2JX	●	●	0.375	4.75	0.787	0.079 (2mm)	0.118 (3mm)	GDM2020N-003 PF GDM2420N020-GM GDM3020N-003PF GDM3020N020-GM GDM3020N040-GM
	8-2JX	●	●	0.500	4.75	0.944			
	10-2JX	●	●	0.625	4.75	1.259			
0.118 (3mm)	KGD[®]/L 8-3JX	●	●	0.500	4.75	0.944	0.118 (3mm)	0.157 (4mm)	GDM3020N-003PF GDM3020N020-GM GDM3020N040-GM GDM4020N020-GM GDM4020N080-GM
	10-3JX	●	●	0.625	4.75	1.259			

All 2019 Summer / Fall Offers Valid through December 31, 2019

All promotional items are available exclusively through Authorized North American Kyocera Precision Tool Distributors.

Please use specified Promo Code or Kit Part Number when placing orders. To locate a distributor visit www.kyoceraprecisiontools.com/locate. Prices shown valid in U.S. only.

KGD Inserts

Usage Classification

- : Light Interruption / 1st Choice
- : Light Interruption / 2nd Choice

P	Carbon Steel / Alloy Steel		●
M	Stainless Steel	●	○
S	Titanium Alloy (Ti-6Al-4V)	●	

Insert	Part Number	Dimensions (in)							MEGACOAT NANO	MEGACOAT
		CW			RE	INSL	S	PR1535	PR1225	
		inch	mm	Tolerance						
 <p>Low-Feed Rate Cut-Off</p>	GDM 1516N-003PF	0.059	1.5	±0.0016	0.0012	0.630	0.146	●	●	
	2020N-003PF	0.079	2.0		0.0012			●	●	
	2520N-003PF	0.098	2.5		0.0012	●	●			
	3020N-003PF	0.118	3.0		0.0012	●	●			
 <p>General Purpose</p>	GDM 2420N-020GM	0.094	2.4	±0.0012	0.008	0.787	0.169	●	●	
	3020N-020GM	0.118	3.0		0.008			●	●	
	3020N-040GM	0.118	3.0		0.016			●	●	
	4020N-020GM	0.157	4.0		0.008			●	●	
	4020N-040GM	0.157	4.0		0.016			●	●	
	4020N-080GM	0.157	4.0	0.032	●	●				
	5020N-040GM	0.197	5.0	±0.0016	0.016	●	●			
	5020N-080GM	0.197	5.0		0.032	●	●			
	6020N-040GM	0.236	6.0		0.016	●	●			
	6020N-080GM	0.236	6.0		0.032	●	●			
	8030N-080GM	0.315	8.0	±0.0020	0.032	1.181	0.217	●	●	

● : Standard Item | Inserts sold in 10-piece packs

HIGH-FEED MILLING
DRILLING
TURNING
GROOVING & CUT-OFF
SOLID ROUND TOOLS



**BUY 5
GET 1 | FREE**

TITAN-AX™
High Performance End Mills

TITAN-AX™ HIGH PERFORMANCE MINIATURE END MILLS

*Items can be Mixed-and-Matched Among Available TITAN-AX End Mills
Free item must be of equal or lesser value than purchased items*

Promo Code: **KYO-TITAN-FREE**

TITAN-AX™ Features

- 3 Flute Optimized Geometry
- Sharp & Corner Radius (Bull Nose)
- AX™ Coating Technology
- Diameter Tolerance +0 / -.0008"
- Increased Shank Diameters for Maximum Rigidity
- Long Reach Reduced Neck Design
- Variable Helix

TITAN-AX™ Benefits

- Smoother Cutting with Better Chip Evacuation
- Corner Radii Programmable for 3D Surfacing
- Better Life and Finishes
- Consistent Part Size and Surface Finish
- Better Clamping Rigidity and T.I.R
- Clearance for Deeper Pocketing Applications
- Ideal for Trochoidal Milling Parts

Tool Type	Features	Style	Shape (Not Actual Tool Size)	No. of Flutes	Cutting Diameter Range
Square End Mill	Reinforced Shank Square End for Tough Machining Applications	Stub Length		3	0.0312" - 0.2500" 1.00mm - 8.00mm
		Standard Length		3	0.0312" - 0.2500" 1.00mm - 8.00mm
		Extended Reach		3	0.0312" - 0.2500" 1.00mm - 8.00mm
Corner Radius End Mill	Reinforced Shank Corner Radius for Tough Machining Applications	Stub Length		3	0.0312" - 0.2500" 1.00mm - 8.00mm
		Standard Length		3	0.0312" - 0.2500" 1.00mm - 8.00mm
		Extended Reach		3	0.0312" - 0.2500" 1.00mm - 8.00mm

View the entire lineup of TITAN-AX End Mills at:

www.kyoceraprecisiontools.com/micro/milling

All 2019 Summer / Fall Offers Valid through December 31, 2019

All promotional items are available exclusively through Authorized North American Kyocera Precision Tool Distributors.

Please use specified Promo Code or Kit Part Number when placing orders. To locate a distributor visit www.kyoceraprecisiontools.com/locate. Prices shown valid in U.S. only.

HIGH-FEED MILLING

DRILLING

TURNING

GROOVING & CUT-OFF

SOLID ROUND TOOLS



BUY 3
GET 1 | FREE



MR-Series
Micro Reamers

MR-SERIES MICRO REAMERS

*Items can be Mixed-and-Matched Among Available MR Reamers
Free item must be of equal or lesser value than purchased items*

Promo Code: **KYO-MR-FREE**

MR-Series Features

- 4-Flute and 6 Flute Styles Available
- Left-hand Spiral, Right-hand Cutting
- For Through-holes
- 3mm, 4mm, 6mm, and 10mm Shanks
- Diameters from 0.20mm - 8.03mm

MR-Series Benefits

- Mirror Surface Finish
- Sub Micron Grain Carbide
- For Reaming Through Holes
- Great for CFRP, Fiber Glass, and Composites
- Ask About Our Custom One Shot Reamers

Tool Type	Features	Style	Shape (Not Actual Tool Size)	No. of Flutes	Cutting Diameter Range
Reamers	3.00mm Shank 4 Flute Micro Reamer Left-Hand Spiral / Right-Hand Cutting	MR34		4	0.20mm - 2.40mm
	4.00mm Shank 6 Flute Micro Reamer Left-Hand Spiral / Right-Hand Cutting	MR46		6	2.41mm - 3.90mm
	6.00mm Shank 6 Flute Micro Reamer Left-Hand Spiral / Right-Hand Cutting	MR66		6	3.97mm - 5.90mm
	8.00mm Shank 6 Flute Micro Reamer Left-Hand Spiral / Right-Hand Cutting	MR86		6	5.97mm - 7.90mm
	10.00mm Shank 6 Flute Micro Reamer Left-Hand Spiral / Right-Hand Cutting	MR106		6	7.97mm - 8.03mm

View the entire lineup of MR-Series Micro Reamers at:

www.kyoceraprecisiontools.com/micro/reaming

KYOCERA Precision Tools, Inc.

P : 800.823.7284 • F : 828.692.1344 • E : ctsales@kyocera.com

Official Website : www.kyoceraprecisiontools.com • Distributor Website : mykpti.kyocera.com

HIGH-FEED MILLING

DRILLING

TURNING

GROOVING & CUT-OFF

SOLID ROUND TOOLS

NEW MACHINE?



GET DEEP DISCOUNTS

*on indexable and solid round products used
to tool-up a new machining center*

*Contact your local distributor for pricing on available items
and start building your package today!*

www.kyoceraprecisiontools.com/locate

LLOYD
GAGE & TOOL

SALES@LLOYDGAGE.COM ■ LLOYDGAGE.COM

1-800-486-4243

KYOCERA

KYOCERA Precision Tools, Inc.

102 Industrial Park Road
Hendersonville, NC 28792
Customer Service | 800.823.7284 - Option 1
Technical Support | 800.823.7284 - Option 2



Official Website | www.kyoceraprecisiontools.com
Distributor Website | mykpti.kyocera.com
Email | cuttingtools@kyocera.com



©KYOCERA Precision Tools, Inc.